

FILED  
at 8:00 o'clock A M

MAY 23 2018

AFFIDAVIT

PAULETTE WILLIAMS  
COUNTY CLERK, LIBERTY COUNTY, TEXAS  
*Paulette Williams* DEPUTY

**THE STATE OF TEXAS  
COUNTY OF LIBERTY**

**RE: Monthly Report of the County Treasurer, For the Month Ended March 31, 2018**

The Monthly Report of the County Treasurer includes, but is not limited to, money received and disbursed; debts due to and owed by the county; and all other proceedings in the Treasurer's office that pertain to the financial standing of Liberty County. [LGC §114.026(a)(b)]

The County Treasurer's books and the Auditor's general ledger agree. The bank statements have been reconciled and any adjustments have been noted. This affidavit must state the amount of the cash and other assets that are in the custody of the County Treasurer at the time of examination. [LGC §114.026(d)]

**TOTAL CASH AND INVESTMENTS HELD BY THE TREASURER ON MARCH 31, 2018**

**\$37,139,032.96**


Therefore, Kim Harris, Liberty County Treasurer, who being fully sworn, upon oath states that the aforementioned monthly report is true and correct to the best of her knowledge.  
Filed with accompanying reports this, the 22<sup>nd</sup> day of May, 2018.

  
\_\_\_\_\_  
Kim Harris, CPA, Liberty County Treasurer


The Monthly Report of the County Treasurer has been submitted for audit. The cash balances agree with the records of the County Auditor, as reconciled. [LGC §114.026(b)]


  
\_\_\_\_\_  
Dwayne Gott, CPA, Liberty County Auditor

At the regular meeting of the Commissioners' Court on May 22, 2018, Kim Harris, Liberty County Treasurer, presented the Treasurer's Report for the month ended March 31, 2018 for the inspection of the court. After reviewing the Treasurer's Report and having taken reasonable steps to ensure its accuracy, we, the undersigned members of the court, hereby approve the report, subject to independent auditors' review. We hereby affirm that the report complies with the statutes as referenced, and request that it be filed with the official minutes of this meeting. [LGC §114.026(c) and (d)]

  
\_\_\_\_\_  
Jay Knight, County Judge

  
\_\_\_\_\_  
Bruce Karbowski, Commissioner, Pct. 1

  
\_\_\_\_\_  
Greg Arthur, Commissioner, Pct. 2

  
\_\_\_\_\_  
James 'Boo' Reaves, Commissioner, Pct. 3

  
\_\_\_\_\_  
Leon Wilson, Commissioner, Pct. 4

***Monthly Report of County Treasurer  
For the Month Ended March 31, 2018***

***Prepared and submitted by Kim Harris, CPA  
Liberty County Treasurer***

***Monthly Report of County Treasurer***  
***Prepared by Kim Harris, CPA, Liberty County Treasurer***

**Index to Report**

	<u>Page</u>
<b><u>Section 1 - Cash Flow</u></b>	
<b>Statement of Cash Receipts and Disbursements</b>	
General Fund	1 - 3
Special Funds	4
<b>Bank Collateral</b>	
First Liberty National Bank	5
Prosperity Bank	6
<b>Bond Indebtedness</b>	7
<b><u>Section 2 - Investments</u></b>	8
<b><u>Section 3 - Benefits &amp; Insurance</u></b>	9
<b><u>Section 4 - Receipt Register</u></b>	10-25
<b><u>Section 5 - Leave Liability Report</u></b>	26-41
<b><u>Section 6 - Check Register</u></b>	42-53

## Section 1 – Cash Flow

### Statement of Cash Receipts and Disbursements

**Liberty County, Texas - General Fund  
 Combined Statement of Cash Receipts and Disbursements  
 For the Month Ended March 31, 2018**

<u>Account Name</u>	<u>Balance 2/28/2018</u>	<u>Cash Receipts</u>	<u>Cash Disbursements</u>	<u>Balance 3/31/2018</u>
<u>GENERAL FUND</u>				
Cash	16,081,352.69	4,644,251.94	(2,494,789.01)	18,230,815.62
<u>DISTRICT ATTORNEY FUND</u>				
Cash	51,765.39	14,620.94	(36,648.39)	29,737.94
<u>DISTRICT ATTORNEY PROGRAMS</u>				
Cash - Special Investigative	904,033.65	0.00	(56,074.52)	847,959.13
Cash - Welfare Fraud	1,736.85	0.00	0.00	1,736.85
Cash - Crime Prevention	199.30	0.00	0.00	199.30
	905,969.80	0.00	(56,074.52)	849,895.28
<u>ROAD &amp; BRIDGE FUND</u>				
Cash	4,798,779.44	1,076,716.87	(494,499.84)	5,380,996.47
<u>CHILD ABUSE/FAMILY VIOLENCE FUND</u>				
Cash	406.85	210.78	0.00	617.63
<u>VICTIMS ASSISTANCE COORDINATOR</u>				
Cash	(12,863.57)	0.00	(4,962.12)	(17,825.69)
<u>LAND ACQUISITION ROW</u>				
Cash	896,010.10	28,035.00	(137,550.00)	786,495.10
<u>ELECTION SERVICE CONTRACT</u>				
Cash	26,594.13	0.00	0.00	26,594.13
<u>RECORDS MANAGEMENT - COUNTY CLERK</u>				
Cash	609,647.77	19,644.65	(1,165.12)	628,127.30
<u>DISTRICT CLERK - TDCJ ACCOUNT</u>				
Cash	16,213.06	0.00	0.00	16,213.06
<u>LAW LIBRARY FUND</u>				
Cash	26,927.02	3,990.00	(1,411.47)	29,505.55
<u>JP TECHNOLOGY FUND</u>				
Cash	141,864.99	3,098.03	(1,725.82)	143,237.20
<u>CO. &amp; DIST. CLERK TECHNOLOGY</u>				
Cash	17,146.04	221.62	0.00	17,367.66
<u>COURT RECORD PRESERVATION</u>				
Cash	98,003.00	1,388.00	0.00	99,391.00
<u>CSCD - CIVIL FEES</u>				
Cash	(1,787.41)	0.00	0.00	(1,787.41)
<u>CO. ATTY. - PRE-TRIAL DIVERSION</u>				
Cash	218,508.53	2,910.00	0.00	221,418.53

**Liberty County, Texas - General Fund**  
**Combined Statement of Cash Receipts and Disbursements**  
**For the Month Ended March 31, 2018**

<u>Account Name</u>	<u>Balance 2/28/2018</u>	<u>Cash Receipts</u>	<u>Cash Disbursements</u>	<u>Balance 3/31/2018</u>
<b><u>HOMELAND SECURITY PROGRAM</u></b>				
Cash	0.00	0.00	0.00	0.00
<b><u>ADULT GANG INVESTIGATOR GRANT</u></b>				
Cash	(7,069.04)	0.00	0.00	(7,069.04)
<b><u>DISTRICT CLERK CHILD SUPPORT</u></b>				
Cash	15,995.24	0.00	0.00	15,995.24
<b><u>SECURITY FEE</u></b>				
Cash	65,179.91	6,140.44	(7,856.64)	63,463.71
<b><u>DISTRICT CLERK RECORDS MANAGEMENT</u></b>				
Cash	53,667.00	1,476.51	(975.11)	54,168.40
<b><u>COMMISSIONER'S COURT RECORDS MANAGEMENT</u></b>				
Cash	201,350.27	2,173.02	(434.00)	203,089.29
<b><u>CONSTABLES FORFEITURE FUND</u></b>				
Cash	37,258.33	0.00	0.00	37,258.33
Cash - Seizure	0.00	0.00	0.00	0.00
	37,258.33	0.00	0.00	37,258.33
<b><u>DARE CONTRIBUTIONS</u></b>				
Cash	5,054.80	0.00	(493.43)	4,561.37
<b><u>DA FEDERAL FORFEITURE</u></b>				
Cash	26,384.31	10,625.00	(10,625.00)	26,384.31
<b><u>SHERIFF'S GRANTS</u></b>				
Cash	23,521.31	0.00	0.00	23,521.31
<b><u>CDBG GRANT #12-219-000-5519</u></b>				
Cash	0.00	0.00	0.00	0.00
<b><u>CDBG GRANT #13-307-000-7582</u></b>				
Cash	1,786.20	0.00	0.00	1,786.20
<b><u>CDBG GRANT #13-307-000-7583</u></b>				
Cash	0.00	0.00	0.00	0.00
<b><u>GLO CONTRACT #13-314-000-7601</u></b>				
Cash	(38,305.12)	32,692.13	(27,045.44)	(32,658.43)
<b><u>C.O. SERIES 2008</u></b>				
Cash	3,748,503.99	2,441.78		3,750,945.77
<b><u>TDA #713290 HARDIN WS</u></b>				
Cash	0.00	0.00	0.00	0.00

**Liberty County, Texas - General Fund**  
**Combined Statement of Cash Receipts and Disbursements**  
**For the Month Ended March 31, 2018**

<u>Account Name</u>	<u>Balance 2/28/2018</u>	<u>Cash Receipts</u>	<u>Cash Disbursements</u>	<u>Balance 3/31/2018</u>
<u>TDHCA #70090006</u>				
Cash	(0.00)	0.00	0.00	(0.00)
<u>FEMA Road &amp; Bridge Projects</u>				
Cash	1,244,378.77	0.00	(105,080.86)	1,139,297.91
<u>GRANT - DRS #10099</u>				
Cash	14,123.61	0.00	0.00	14,123.61
<u>COUNTY OFFICIALS FUND</u>				
Cash	432,587.01	6,231.84	(4,639.06)	434,179.79
<u>STATE COURT COST FUND</u>				
Cash	176,141.92	104,337.10	(946.70)	279,532.32
<u>COUNTY ATTORNEY CHECK COLLECTIONS</u>				
Cash	25,262.64	327.00	(1,467.63)	24,122.01
<u>OLD RIVER DRAINAGE DISTRICT #1</u>				
Cash	14.04	0.00	0.00	14.04
<u>JUVENILE PROBATION</u>				
Cash	(9,047.33)	65,395.00	(33,553.15)	22,794.52
<u>DA SEIZURES</u>				
Cash	(0.00)	0.00	0.00	(0.00)
<u>GRAND TOTALS</u>	<u>29,891,325.69</u>	<u>6,026,927.65</u>	<u>(3,421,943.31)</u>	<u>32,496,310.03</u>

**Liberty County, Texas - Special Funds**  
**Combined Statement of Cash Receipts and Disbursements**  
**For the Month Ended March 31, 2018**

<u>Account Name</u>	<u>2/28/2018</u> <u>Balance</u>	<u>Cash</u> <u>Receipts</u>	<u>Cash</u> <u>Disbursements</u>	<u>3/31/2018</u> <u>Balance</u>
<u>SHERIFF'S SEIZURE</u>				
Cash	169,665.24	45.45	(20,000.00)	149,710.69
<u>CSCD - CIVIL FEES</u>				
Cash	23,150.55	1,478.17	(37.30)	24,591.42
<u>OLD RIVER DRAINAGE DISTRICT</u>				
Cash	1,044,112.46	54,466.64	(26,030.14)	1,072,548.96
<u>DEBT SERVICE</u>				
Cash	1,426,500.39	266,031.25	0.00	1,692,531.64
<u>BENEFITS &amp; INSURANCE</u>				
Cash	1,003,459.94	489,684.10	(395,518.41)	1,097,625.63
<u>CS &amp; CD PROGRAMS</u>				
Cash	435,735.16	340,888.64	(183,141.14)	593,482.66
<u>PAYROLL CLEARING</u>				
Cash - Deduction Clearing A/C	10,415.74	1,620,722.78	(1,620,336.33)	10,802.19
Cash - Payroll	1,249.69	22,882.61	(22,702.56)	1,429.74
FUND TOTALS	11,665.43	1,643,605.39	(1,643,038.89)	12,231.93
<u>GRAND TOTALS</u>	4,114,289.17	2,796,199.64	(2,267,765.88)	4,642,722.93



## Bank Collateral

# Pledge Security Listing

March 31, 2018

Description	Safekeeping Location	Safekeeping Receipt	Coupon	Maturity Date	Call Date	Moody	S&P	Fitch	ASC 320	Face Amount	Current Par	Current Book Value	Market Value	Gain(Loss)
SABINE PASS TX ISD	TIB		2.50	08/15/2027	08/15/2022	NR	AAA	NR	AFS	200,000	200,000.00	203,760.21	196,202.00	(7,538.21)
WACO TX ISD	TIB		0.00	08/15/2020		Aaa	NR	NR	AFS	750,000	750,000.00	693,292.41	712,897.50	19,605.09
HARDIN TX ISD	TIB		2.00	00/15/2020		Aaa	NR	NR	AFS	290,000	290,000.00	296,376.93	291,435.50	(4,941.41)
LULING TX ISD	TIB		3.00	08/15/2020		NR	AAA	NR	AFS	265,000	265,000.00	276,779.03	272,512.75	(4,266.25)
DAYTON TX	TIB		2.00	02/01/2019		NR	AA-	NR	AFS	565,000	565,000.00	569,653.30	566,723.25	(2,930.05)
FNMA MA2233			2.50	04/01/2025		AAA	AA+	AAA	AFS	2,500,000	1,305,790.42	1,314,635.79	1,293,347.44	(21,288.35)
<b>Total for Liberty County Treasurer</b>										<b>4,570,000</b>	<b>3,375,790.42</b>	<b>3,354,497.67</b>	<b>3,333,118.44</b>	<b>(22,379.23)</b>

# Pledge Security Listing

March 31, 2018



EL CAMPO, TX

Description	Safekeeping Location	Safekeeping Receipt	Coupon	Maturity Date	Call Date	Moody	S&P	Fitch	ASC 320	Face Amount	Current Par	Current Book Value	Market Value	Gain(Loss)
<b>LIBERTY COUNTY TREASURER</b>														
FHLMC G12454	FHLB	x	5.50	11/01/2021		AAA	AA+	AAA	HTM	4,000,000	60,019.60	60,019.67	62,269.77	2,250.10
FHLMC G12398	FHLB	x	6.00	09/01/2021		AAA	AA+	AAA	HTM	1,000,000	15,352.92	15,352.93	15,999.78	646.84
FHLMC E01602	FHLB	x	4.50	03/01/2019		AAA	AA+	AAA	HTM	13,600,000	79,605.56	79,605.69	80,265.34	659.65
FNMA 797776	FHLB	x	4.50	03/01/2020		AAA	AA+	AAA	HTM	33,723,844	261,976.26	261,976.58	265,184.35	3,207.77
FNMA 889901	FHLB	x	4.50	09/01/2020		AAA	AA+	AAA	HTM	12,892,835	134,927.13	134,927.21	136,025.52	1,098.32
FNMA 890501	FHLB		2.00	11/01/2027		AAA	AA+	AAA	HTM	9,000,000	4,346,496.09	4,389,382.98	4,209,421.03	(187,065.06)
FNMA 890501	FHLB		2.00	11/01/2027		AAA	AA+	AAA	HTM	18,000,000	8,692,992.18	8,779,824.46	8,418,842.07	(274,150.11)
FNMA AL3041	FHLB		2.00	02/01/2028		AAA	AA+	AAA	HTM	2,991,925	1,473,009.50	1,485,250.58	1,425,348.36	(57,902.22)
FHLMC J22739	FHLB		2.50	03/01/2028		AAA	AA+	AAA	HTM	4,310,816	2,044,192.91	2,044,192.91	2,014,781.09	(29,411.82)
FHLMC G18497	FHLB		3.00	01/01/2029		AAA	AA+	AAA	HTM	8,000,000	3,836,818.80	3,911,364.87	3,824,732.82	(87,086.03)
FNMA AX7595	FHLB		2.50	01/01/2030		AAA	AA+	AAA	HTM	2,000,000	1,147,965.18	1,177,076.08	1,120,342.27	(56,622.91)
FNMA AL8048	FHLB		3.00	11/01/2032		AAA	AA+	AAA	HTM	500,000	346,068.64	358,735.73	344,654.08	(14,081.65)
FNMA AS8102	FHLB		2.50	10/01/2031		AAA	AA+	AAA	HTM	9,000,000	7,587,133.47	7,776,945.64	7,399,826.11	(187,309.36)
FHLMC U89056	FHLB		3.00	03/01/2034		AAA	AA+	AAA	HTM	7,000,000	4,998,168.91	5,139,324.19	4,923,196.43	(174,972.76)
<b>Total for LIBERTY COUNTY TREASURER</b>										<b>126,019,420</b>	<b>35,024,727.15</b>	<b>35,613,979.52</b>	<b>34,240,889.02</b>	<b>(1,373,090.50)</b>

## Bond Indebtedness

**Liberty County, Texas  
Future Debt Service Requirements  
As of March 31, 2018**

<b>FYE 9/30</b>	<b>GO Refunding, Series 2010</b>			<b>GO Refunding, Series 2012</b>			<b>Annual Total</b>
	<b>Principal</b>	<b>Interest</b>	<b>Total</b>	<b>Principal</b>	<b>Interest</b>	<b>Total</b>	
2018	235,000	63,900	298,900	1,125,000	71,093	1,196,093	1,494,993
2019	245,000	118,400	363,400	1,145,000	122,949	1,267,949	1,631,349
2020	255,000	108,600	363,600	1,165,000	103,370	1,268,370	1,631,970
2021	265,000	98,400	363,400	1,190,000	83,448	1,273,448	1,636,848
2022	280,000	87,800	367,800	1,210,000	63,099	1,273,099	1,640,899
2023	290,000	76,600	366,600	1,230,000	42,408	1,272,408	1,639,008
2024	300,000	65,000	365,000	1,250,000	21,373	1,271,373	1,636,373
2025	310,000	53,000	363,000				363,000
2026	325,000	40,600	365,600				365,600
2027	335,000	27,600	362,600				362,600
2028	355,000	14,200	369,200				369,200
<b>Total</b>	<b>\$3,195,000</b>	<b>\$754,100</b>	<b>\$3,949,100</b>	<b>\$8,315,000</b>	<b>\$507,740</b>	<b>\$8,822,740</b>	<b>\$12,771,840</b>

## Section 2 – Investments

# INVESTMENTS

Liberty County accepted bids for a four-year depository contract in May, 2015. Commissioners Court voted to accept Prosperity Bank as depository.

Liberty County funds are currently invested in the following:

## Interest-Bearing Accounts

Interest-bearing checking and money market accounts are held at Prosperity Bank. Under the terms of the four-year contract with Prosperity Bank beginning June 1, 2015, interest will be paid as follows:

### NOW Account (Checking with Interest)

Prosperity Bank's posted NOW Account rate, as it changes, plus .10% with a floor of .35%

### Money Market Account

Prosperity Bank's posted Prosperfect MMA rate, as it changes, with a floor of .40%

Total interest earned on Prosperity Bank accounts for the month of March, 2018 was \$4,497.15.

## Certificate of Deposit

A 24-month certificate of deposit was purchased from First Liberty National Bank on June 16, 2016 in the amount of \$1,800,000.00. The annual interest rate on the C.D. is 1.05%. These funds are reserved for use under the terms of the Liberty County 2008 Certificates of Obligation and are secured by appropriate collateral pledged by First Liberty National Bank.

Interest paid on the Certificate of Deposit from opening on June 16, 2016 through April 15, 2018 was \$34,961.39. The balance of the C.D. at April 15, 2018 was \$1,834,961.39.


## TexSTAR and LOGIC Government Investment Pool

In March, 2018, the following amounts were invested/earned in TexSTAR:

<u>Account</u>	<u>Original Investment</u>	<u>March Interest</u>	<u>March 31, 2018 Cumulative Balance</u>
General Fund (TexSTAR)	\$ 5,000,000.00	\$ 6,386.92	\$ 5,021,471.92
C.O. 2008 (TexSTAR)	\$ 1,900,000.00	\$ 2,427.03	\$ 1,908,159.33
General Fund (LOGIC)	\$15,001,000.00	\$21,963.00	\$15,032,209.99

This report is made in accordance with provisions of Government Code 2256 (Section 2256.023), the Public Funds Investment Act. The investments held in the Liberty County portfolio comply with the Public Funds Investment Act and the Liberty County Investment Policy.

Submitted to Commissioners Court of Liberty County on May 22, 2018 by:

  
\_\_\_\_\_  
Kim Harris, Liberty County Investment Officer

## Section 3 – Benefits & Insurance



**LIBERTY COUNTY BENEFITS AND INSURANCE  
FINANCIAL REPORT  
FOR THE CALENDAR YEAR ENDED DECEMBER 31, 2018  
PREPARED AND SUBMITTED BY KIM HARRIS, TREASURER**

	<u>Payroll Contrib.</u>	<u>Interest Earned</u>	<u>Retiree/ COBRA</u>	<u>Other</u>	<u>Explanation for Other</u>	<u>Contract Firm Fdtns.</u>	<u>Claims BCBS</u>	<u>Admin./Prem.</u>	<u>Premium Life Ins.</u>	<u>WageWorks Fee</u>	<u>Net Change per Month</u>	<u>Account Balance</u>
Beg. Bal.												918,323.67
January	471,340.07	280.06	13,699.61			(19,740.34)	(510,203.33)	(46,334.71)	(3,139.03)		(94,097.67)	824,226.00
February	471,713.70	254.07	5,317.54			(19,740.34)	(247,007.18)	(28,175.71)	(3,128.14)		179,233.94	1,003,459.94
March	473,425.17	334.91	6,289.00	608.41	Cigna Reimb.	(19,740.34)	(335,918.14)	(27,644.01)	(3,189.31)		94,165.69	1,097,625.63
April											0.00	1,097,625.63
May											0.00	1,097,625.63
June											0.00	1,097,625.63
July											0.00	1,097,625.63
August											0.00	1,097,625.63
September											0.00	1,097,625.63
October											0.00	1,097,625.63
November											0.00	1,097,625.63
December											0.00	1,097,625.63
<b>Total</b>	<u>1,416,478.94</u>	<u>869.04</u>	<u>25,306.15</u>	<u>608.41</u>		<u>(59,221.02)</u>	<u>(1,093,128.65)</u>	<u>(102,154.43)</u>	<u>(9,456.48)</u>	<u>0.00</u>	<u>179,301.96</u>	<u>1,097,625.63</u>
	<u>472,159.65</u> Avg. P/R Contrib/Month					Avg. Claims/Month		<u>(364,376.22)</u>				

**Additional contributions received from General Fund:**

Comm. Court, June 29, 2010, Agenda #7	1,000,000.00
Comm. Court, Jan. 11, 2011, Agenda #14	500,000.00
Comm. Court, July 26, 2011, Agenda #25	500,000.00
Comm. Court, Dec. 20, 2011, Agenda #15	500,000.00
Comm. Court, April 24, 2012, Agenda #30	500,000.00
Comm. Court, Nov. 27, 2012, Agenda #19	128,000.00
Comm. Court, Feb. 12, 2013, Agenda #30	500,000.00
	<u>3,628,000.00</u>

## Section 4 – Receipt Register

RECEIPT REGISTER  
 RECEIPT DATES FROM 03/01/2018 TO 03/31/2018

RECEIPT NUMBER	DATE	STATUS	CASH/	CHECK/	MONEYORDER/	EFT/	OTHER/	/	RECEIPT AMOUNT
46285	03/01/2018	PX JUDGE WADE BROWN		1,576.00					1,576.00
46286	03/01/2018	PX JUDGE RALPH FULLER		11,974.80					11,974.80
46287	03/01/2018	PX ENGINEERING	900.00	250.00					1,150.00
46288	03/01/2018	PX JUDGE HEBERT		2,009.30					2,009.30
46289	03/01/2018	PX BOND SUPERVISION	485.00						485.00
46290	03/05/2018	PX DISTRICT ATTORNEY		75.00					75.00
46291	03/05/2018	PX DISTRICT ATTORNEY		11,990.00					11,990.00
46292	03/05/2018	PX COMMISSIONER BRUCE KARBOWSKI	985.00	87.00					1,072.00
46293	03/05/2018	PX COMMISSIONER BRUCE KARBOWSKI		425.00					425.00
46294	03/05/2018	PX SHERIFF'S DEPARTMENT		510.00					510.00
46295	03/05/2018	PX JUDGE DAVIS	1,538.00	1,346.50					2,884.50
46296	03/05/2018	PX DISTRICT CLERK		3,834.00					3,834.00
46297	03/05/2018	PX DISTRICT CLERK		1,153.00					1,153.00
46298	03/05/2018	PX DISTRICT ATTORNEY		124.95					124.95
46299	03/06/2018	PX COUNTY ATTORNEY		2,910.00					2,910.00
46300	03/06/2018	PX COUNTY ATTORNEY		327.00					327.00
46301	03/06/2018	PX SHERIFF'S DEPARTMENT		150.00					150.00
46302	03/06/2018	PX SHERIFF'S DEPARTMENT		1,311.80					1,311.80
46303	03/06/2018	PX SHERIFF'S DEPARTMENT		4,018.70					4,018.70

RECEIPT REGISTER  
 RECEIPT DATES FROM 03/01/2018 TO 03/31/2018

RECEIPT NUMBER	DATE	STATUS	CASH/	CHECK/	MONEYORDER/	EFT/	OTHER/	/	RECEIPT AMOUNT
46304	03/06/2018	PX SHERIFF'S DEPARTMENT		387.12					387.12
46305	03/06/2018	PX UNIVERSITY OF TEXAS MEDICAL BRANC				2,500.00			2,500.00
46306	03/06/2018	PX STATE COMPTROLLER-DIRECT DEPOSIT				32,698.00			32,698.00
46307	03/06/2018	PX ENGINEERING	1,750.00	200.00					1,950.00
46308	03/06/2018	PX ENGINEERING	1,800.00	1,150.00					2,950.00
46309	03/06/2018	PX JUDGE CODY PARRISH	2,442.00	10,268.70					12,710.70
46310	03/06/2018	PX JUDGE LARRY WILBURN		10,598.60					10,598.60
46311	03/06/2018	PX COMMISSIONER GREG ARTHUR	1,849.50						1,849.50
46312	03/07/2018	PX DISTRICT CLERK		8,540.60					8,540.60
46313	03/07/2018	PX DISTRICT CLERK		1,012.00					1,012.00
46314	03/07/2018	PX SHERIFF'S DEPARTMENT		2,465.25					2,465.25
46315	03/07/2018	PX SHERIFF'S DEPARTMENT		4,534.00					4,534.00
46316	03/07/2018	PX HOUSING AUTHORITY		5,539.42					5,539.42
46317	03/07/2018	PX JUDGE CODY PARRISH	2,220.70	473.10					2,693.80
46318	03/07/2018	PX COMMISSIONER BRUCE KARBOWSKI		425.00					425.00
46319	03/07/2018	PX COMMISSIONER BRUCE KARBOWSKI		1,275.00					1,275.00
46320	03/07/2018	PX JUDGE LARRY WILBURN		6,749.50					6,749.50
46321	03/07/2018	PX JUDGE WADE BROWN		6,607.30					6,607.30
46322	03/07/2018	PX ENGINEERING	2,400.00	550.00					2,950.00

RECEIPT REGISTER  
 RECEIPT DATES FROM 03/01/2018 TO 03/31/2018

RECEIPT NUMBER	DATE	STATUS	CASH/	CHECK/	MONEYORDER/	EFT/	OTHER/	/	RECEIPT AMOUNT
46323	03/07/2018	PX KIM HARRIS	5.00						5.00
46324	03/07/2018	PX STATE COMPTROLLER-DIRECT DEPOSIT				1,246.74			1,246.74
46325	03/07/2018	PX SSA TREASURER - DIRECT DEPOSIT				1,200.00			1,200.00
46326	03/07/2018	PX TAX COLLECTOR				117.48			117.48
46327	03/07/2018	PX TAX COLLECTOR				4,126.43			4,126.43
46328	03/07/2018	PX STATE COMPTROLLER-DIRECT DEPOSIT				21,000.00			21,000.00
46329	03/08/2018	PX SHERIFF'S DEPARTMENT		375.00					375.00
46330	03/08/2018	PX COMMISSIONER BRUCE KARBOWSKI		200.00					200.00
46331	03/08/2018	PX ENGINEERING	1,600.00	1,169.00					2,769.00
46332	03/08/2018	PX LIBERTY-CHAMBERS COUNTIES CSCD		69,431.97					69,431.97
46333	03/08/2018	PX LIBERTY-CHAMBERS COUNTIES CSCD		1,253.00					1,253.00
46334	03/08/2018	PX JUDGE CODY PARRISH	665.00	764.00					1,429.00
46335	03/08/2018	PX STATE COMPTROLLER-DIRECT DEPOSIT				223,838.00			223,838.00
46336	03/08/2018	PX <del>DISTRICT CLERK</del>		2,864.00					2,864.00
46337	03/08/2018	PX CONSTABLE ROBBY THORNTON		150.00					150.00
46338	03/08/2018	PX CONSTABLE ROBBY THORNTON		75.00					75.00
46339	03/08/2018	PX SHERIFF'S DEPARTMENT		150.00					150.00
46340	03/08/2018	PX RETIREE		1,199.40					1,199.40
46341	03/08/2018	PX RETIREE		399.80					399.80

RECEIPT REGISTER  
 RECEIPT DATES FROM 03/01/2018 TO 03/31/2018

RECEIPT NUMBER	DATE	STATUS	CASH/	CHECK/	MONEYORDER/	EFT/	OTHER/	/	RECEIPT AMOUNT
46342	03/09/2018	PX PROSPERITY BANK				4,743.77			4,743.77
46343	03/09/2018	PX LOGIC				9,246.32			9,246.32
46344	03/09/2018	PX TEXSTAR				14,735.93			14,735.93
46345	03/09/2018	PX BOND SUPERVISION	485.00	50.00					535.00
46346	03/09/2018	PX TAX COLLECTOR				4,825,741.30			4,825,741.30
46347	03/09/2018	PX TAX COLLECTOR				265,455.36			265,455.36
46348	03/09/2018	PX JUDGE WADE BROWN		5,159.01					5,159.01
46349	03/09/2018	PX COUNTY ATTORNEY	135.00						135.00
46350	03/09/2018	PX ENGINEERING	2,100.00	750.00					2,850.00
46351	03/09/2018	PX STATE COMPTROLLER-DIRECT DEPOSIT				7,500.00			7,500.00
46352	03/09/2018	PX STATE COMPTROLLER-DIRECT DEPOSIT				280,462.83			280,462.83
46353	03/09/2018	PX OFFICE DEPOT		432.45					432.45
46354	03/09/2018	PX JUDGE HEBERT		8,053.70					8,053.70
46355	03/09/2018	PX U S TREASURY		568.91					568.91
46356	03/09/2018	PX DISTRICT ATTORNEY		10.94					10.94
46357	03/09/2018	PX COUNTY CLERK		1,082.00					1,082.00
46358	03/09/2018	PX COUNTY CLERK		5,207.00					5,207.00
46359	03/09/2018	PX COUNTY CLERK		1,370.05					1,370.05
46360	03/09/2018	PX COUNTY CLERK		235.00					235.00

RECEIPT REGISTER  
 RECEIPT DATES FROM 03/01/2018 TO 03/31/2018

RECEIPT NUMBER	DATE	STATUS	CASH/	CHECK/	MONEYORDER/	EFT/	OTHER/	/	RECEIPT AMOUNT
46361	03/09/2018	PX COUNTY CLERK		982.00					982.00
46362	03/09/2018	PX COUNTY CLERK		7,700.00					7,700.00
46363	03/09/2018	PX COUNTY CLERK		133.00					133.00
46364	03/09/2018	PX COUNTY CLERK		1,758.10					1,758.10
46365	03/09/2018	PX COUNTY CLERK		2,629.00					2,629.00
46366	03/09/2018	PX COUNTY CLERK		835.10					835.10
46367	03/09/2018	PX COUNTY CLERK		654.00					654.00
46368	03/09/2018	PX COUNTY CLERK		348.00					348.00
46369	03/09/2018	PX COUNTY CLERK		1,106.00					1,106.00
46370	03/09/2018	PX COUNTY CLERK		3,167.00					3,167.00
46371	03/09/2018	PX COUNTY CLERK		669.00					669.00
46372	03/09/2018	PX COUNTY CLERK		9,093.75					9,093.75
46373	03/09/2018	PX COUNTY CLERK		1,841.10					1,841.10
46374	03/09/2018	PX COUNTY CLERK		902.00					902.00
46375	03/09/2018	PX COUNTY CLERK		767.50					767.50
46376	03/09/2018	PX COUNTY CLERK		1,233.00					1,233.00
46377	03/09/2018	PX COUNTY CLERK		1,070.25					1,070.25
46378	03/09/2018	PX JUDGE RALPH FULLER		15,064.50					15,064.50
46379	03/12/2018	PX COMMISSIONER BRUCE KARBOWSKI	746.00	10.00					756.00

RECEIPT REGISTER  
 RECEIPT DATES FROM 03/01/2018 TO 03/31/2018

RECEIPT NUMBER	DATE	STATUS	CASH/	CHECK/	MONEYORDER/	EFT/	OTHER/	/	RECEIPT AMOUNT
46380	03/12/2018	PX COMMISSIONER REAVES	100.00						100.00
46381	03/12/2018	PX COMMISSIONER REAVES	100.00						100.00
46382	03/12/2018	PX COMMISSIONER REAVES		100.00					100.00
46383	03/12/2018	PX SOUTH TEXAS ATM				88.00			88.00
46384	03/12/2018	PX INDIGENT HEALTH CARE		108.75					108.75
46385	03/12/2018	PX CONSTABLE JOSLIN		911.24					911.24
46386	03/12/2018	PX CONSTABLE JOSLIN		450.00					450.00
46387	03/12/2018	PX JUDGE CODY PARRISH	2,113.00	51.00					2,164.00
46388	03/12/2018	PX ENGINEERING	1,200.00	1,150.00					2,350.00
46389	03/12/2018	PX COUNTY ATTORNEY		1,261.00					1,261.00
46390	03/12/2018	PX COUNTY ATTORNEY		20.00					20.00
46391	03/12/2018	PX COUNTY ATTORNEY		675.00					675.00
46392	03/12/2018	PX DISTRICT CLERK		5,963.42					5,963.42
46393	03/12/2018	PX <del>DISTRICT CLERK</del>		2,380.74					2,380.74
46394	03/12/2018	PX TAX COLLECTOR		25,137.38					25,137.38
46395	03/12/2018	PX TAX COLLECTOR		56,070.00					56,070.00
46396	03/12/2018	PX JUDGE LARRY WILBURN		13,156.40					13,156.40
46397	03/12/2018	PX COUNTY CLERK		1,147.00					1,147.00
46398	03/12/2018	PX COUNTY CLERK		725.00					725.00



RECEIPT REGISTER  
 RECEIPT DATES FROM 03/01/2018 TO 03/31/2018

RECEIPT NUMBER	DATE	STATUS	CASH/	CHECK/	MONEYORDER/	EFT/	OTHER/	/	RECEIPT AMOUNT
46399	03/12/2018	PX COUNTY CLERK		242.00					242.00
46400	03/12/2018	PX COUNTY CLERK		5,252.00					5,252.00
46401	03/12/2018	PX COUNTY CLERK		624.00					624.00
46402	03/12/2018	PX COUNTY CLERK		618.60					618.60
46403	03/13/2018	PX DISTRICT CLERK	246.00						246.00
46404	03/13/2018	PX COUNTY JUDGE		5.36					5.36
46405	03/13/2018	PX COUNTY CLERK		36.67					36.67
46406	03/13/2018	PX MAINTENANCE DEPARTMENT		71.41					71.41
46407	03/13/2018	PX COUNTY ATTORNEY		555.59					555.59
46408	03/13/2018	PX COUNTY ATTORNEY		500.00					500.00
46409	03/13/2018	PX JUDGE DAVIS	571.80	532.70					1,104.50
46410	03/13/2018	PX ENGINEERING	2,400.00	900.00					3,300.00
46411	03/13/2018	PX JUDGE CODY PARRISH	604.00	4,613.90					5,217.90
46412	03/13/2018	PX DISTRICT CLERK		3,439.25					3,439.25
46413	03/13/2018	PX COMMISSIONER GREG ARTHUR		108.00					108.00
46414	03/13/2018	PX COMMISSIONER GREG ARTHUR		127.60					127.60
46415	03/13/2018	PX COMMISSIONER GREG ARTHUR	1,476.50	7.00					1,483.50
46416	03/14/2018	PX GENERAL FUNDS		499,599.18					499,599.18
46417	03/14/2018	PX GENERAL FUNDS		154,054.93					154,054.93

RECEIPT REGISTER  
 RECEIPT DATES FROM 03/01/2018 TO 03/31/2018

RECEIPT NUMBER	DATE	STATUS	CASH/	CHECK/	MONEYORDER/	EFT/	OTHER/	/	RECEIPT AMOUNT
46418	03/14/2018	PX GENERAL FUNDS		236,860.60					236,860.60
46419	03/14/2018	PX GENERAL FUNDS		6,389.42					6,389.42
46420	03/14/2018	PX GENERAL FUNDS		4,954.24					4,954.24
46421	03/14/2018	PX GENERAL FUNDS		100.00					100.00
46422	03/14/2018	PX JUDGE RALPH FULLER		6,164.10					6,164.10
46423	03/14/2018	PX ENGINEERING	1,900.00	700.00					2,600.00
46424	03/14/2018	PX COMMISSIONER BRUCE KARBOWSKI		200.00					200.00
46425	03/14/2018	PX COMMISSIONER BRUCE KARBOWSKI		425.00					425.00
46426	03/14/2018	PX DISTRICT CLERK		1,963.20					1,963.20
46427	03/14/2018	PX DISTRICT ATTORNEY	100.00						100.00
46428	03/14/2018	PX DISTRICT ATTORNEY		50.00					50.00
46429	03/15/2018	PX SHERIFF'S DEPARTMENT		1,566.00					1,566.00
46430	03/15/2018	PX JUDGE CODY PARRISH	830.00	730.00					1,560.00
46431	03/15/2018	PX ENGINEERING	1,850.00	400.00					2,250.00
46432	03/15/2018	PX DISTRICT CLERK		4,185.00					4,185.00
46433	03/15/2018	PX RETIREE		399.80					399.80
46434	03/15/2018	PX JUDGE LARRY WILBURN		4,954.40					4,954.40
46435	03/15/2018	PX DISTRICT ATTORNEY		75.00					75.00
46436	03/15/2018	PX RETIREE		423.96					423.96

RECEIPT REGISTER  
 RECEIPT DATES FROM 03/01/2018 TO 03/31/2018

RECEIPT NUMBER	DATE	STATUS	CASH/	CHECK/	MONEYORDER/	EFT/	OTHER/	/	RECEIPT AMOUNT
46437	03/16/2018	PX RETIREE		399.80					399.80
46438	03/16/2018	PX RETIREE		24.16					24.16
46439	03/16/2018	PX BOND SUPERVISION	475.00						475.00
46440	03/16/2018	PX ENGINEERING	2,300.00						2,300.00
46441	03/16/2018	PX RETIREE		24.16					24.16
46442	03/19/2018	PX COMMISSIONER BRUCE KARBOWSKI	930.00						930.00
46443	03/19/2018	PX COMMISSIONER BRUCE KARBOWSKI		270.00					270.00
46444	03/19/2018	PX SHERIFF'S DEPARTMENT		255.00					255.00
46445	03/19/2018	PX SHERIFF'S DEPARTMENT		90.00					90.00
46446	03/19/2018	PX CONSTABLE STEVE HUNTER PCT. 5		150.00					150.00
46447	03/19/2018	PX CONSTABLE STEVE HUNTER PCT. 5		3,733.00					3,733.00
46448	03/19/2018	PX OLD RIVER DRAINAGE DIST #1				54,145.84			54,145.84
46449	03/19/2018	PX STATE COMPTROLLER-DIRECT DEPOSIT				32,692.13			32,692.13
46450	03/19/2018	PX STATE COMPTROLLER-DIRECT DEPOSIT				96.00			96.00
46451	03/19/2018	PX STATE COMPTROLLER-DIRECT DEPOSIT				42,888.10			42,888.10
46452	03/19/2018	PX DISTRICT CLERK		1,792.00					1,792.00
46453	03/19/2018	PX DISTRICT CLERK		3,003.30					3,003.30
46454	03/19/2018	PX JUDGE HEBERT		10,733.16					10,733.16
46455	03/19/2018	PX COMMISSIONER GREG ARTHUR	2,505.50						2,505.50

RECEIPT REGISTER  
 RECEIPT DATES FROM 03/01/2018 TO 03/31/2018

RECEIPT NUMBER	DATE	STATUS	CASH/	CHECK/	MONEYORDER/	EFT/	OTHER/	/	RECEIPT AMOUNT
46456	03/20/2018	PX SHERIFF'S DEPARTMENT		1,804.00					1,804.00
46457	03/20/2018	PX SHERIFF'S DEPARTMENT		805.00					805.00
46458	03/20/2018	PX SHERIFF'S DEPARTMENT		10,616.00					10,616.00
46459	03/20/2018	PX SHERIFF'S DEPARTMENT		7.59					7.59
46460	03/20/2018	PX SHERIFF'S DEPARTMENT		45.00					45.00
46461	03/20/2018	PX SHERIFF'S DEPARTMENT		1,639.75					1,639.75
46462	03/20/2018	PX SHERIFF'S DEPARTMENT		515.35					515.35
46463	03/20/2018	PX RETIREE		16.80					16.80
46464	03/20/2018	PX RETIREE		24.16					24.16
46465	03/20/2018	PX JUDGE LARRY WILBURN		14,680.40					14,680.40
46466	03/20/2018	PX JUDGE WADE BROWN		14,830.80					14,830.80
46467	03/20/2018	PX JUDGE CODY PARRISH	466.00	4,795.50					5,261.50
46468	03/20/2018	PX DISTRICT CLERK		2,143.60					2,143.60
46469	03/20/2018	PX RETIREE		399.80					399.80
46470	03/20/2018	PX COMMISSIONER REAVES	770.00						770.00
46471	03/20/2018	PX COMMISSIONER REAVES		100.00					100.00
46472	03/20/2018	PX COMMISSIONER REAVES	600.00						600.00
46473	03/20/2018	PX COMMISSIONER BRUCE KARBOWSKI		795.00					795.00
46474	03/20/2018	PX COMMISSIONER BRUCE KARBOWSKI		748.00					748.00

RECEIPT REGISTER  
 RECEIPT DATES FROM 03/01/2018 TO 03/31/2018

RECEIPT NUMBER	DATE	STATUS	CASH/	CHECK/	MONEYORDER/	EFT/	OTHER/	/	RECEIPT AMOUNT
46475	03/21/2018	PX SHERIFF'S DEPARTMENT		315.00					315.00
46476	03/21/2018	PX SHERIFF'S DEPARTMENT		405.00					405.00
46477	03/21/2018	PX CONSTABLE ROBBY THORNTON		75.00					75.00
46478	03/21/2018	PX CONSTABLE ROBBY THORNTON		150.00					150.00
46479	03/21/2018	PX JP # 4	852.00						852.00
46480	03/21/2018	PX COUNTY CLERK		380.00					380.00
46481	03/21/2018	PX COUNTY CLERK		537.00					537.00
46482	03/21/2018	PX COUNTY CLERK		3,930.00					3,930.00
46483	03/21/2018	PX COUNTY CLERK		1,227.25					1,227.25
46484	03/21/2018	PX COUNTY CLERK		631.00					631.00
46485	03/21/2018	PX COUNTY CLERK		9,484.00					9,484.00
46486	03/21/2018	PX COUNTY CLERK		489.00					489.00
46487	03/21/2018	PX DISTRICT CLERK	144.00						144.00
46488	03/21/2018	PX COUNTY CLERK		1,297.00					1,297.00
46489	03/21/2018	PX COUNTY CLERK		2,711.00					2,711.00
46490	03/21/2018	PX COUNTY CLERK		953.00					953.00
46491	03/21/2018	PX COUNTY CLERK		630.00					630.00
46492	03/21/2018	PX COUNTY CLERK		3,013.00					3,013.00
46493	03/21/2018	PX COUNTY CLERK		2,282.00					2,282.00

RECEIPT REGISTER  
 RECEIPT DATES FROM 03/01/2018 TO 03/31/2018

RECEIPT NUMBER	DATE	STATUS	CASH/	CHECK/	MONEYORDER/	EFT/	OTHER/	/	RECEIPT AMOUNT
46494	03/21/2018	PX COUNTY CLERK		105.00					105.00
46495	03/21/2018	PX COUNTY CLERK		2,105.00					2,105.00
46496	03/21/2018	PX DISTRICT CLERK		1,730.00					1,730.00
46497	03/21/2018	PX COUNTY CLERK		770.84					770.84
46498	03/21/2018	PX COUNTY CLERK		2,044.00					2,044.00
46499	03/21/2018	PX COUNTY CLERK		1,844.00					1,844.00
46500	03/21/2018	PX JUDGE RALPH FULLER		13,546.20					13,546.20
46501	03/22/2018	PX RETIREE			399.80				399.80
46502	03/22/2018	PX ENGINEERING	2,100.00	3,035.00					5,135.00
46503	03/22/2018	PX ENGINEERING	3,450.00	1,500.00					4,950.00
46504	03/22/2018	PX ENGINEERING	650.00	1,300.00					1,950.00
46505	03/22/2018	PX ENGINEERING	2,800.00	1,650.00					4,450.00
46506	03/22/2018	PX JUDGE HEBERT		1,349.30					1,349.30
46507	03/22/2018	PX SHERIFF'S DEPARTMENT		835.00					835.00
46508	03/22/2018	PX RETIREE		399.80	24.16				423.96
46509	03/22/2018	PX CONSTABLE MARK DAVISON PCT 3		75.00					75.00
46510	03/22/2018	PX SHERIFF'S DEPARTMENT		675.00					675.00
46511	03/22/2018	PX CH&P MANAGEMENT, LLC		13,794.68					13,794.68
46512	03/22/2018	PX COUNTY CLERK		2,724.00					2,724.00

RECEIPT REGISTER  
RECEIPT DATES FROM 03/01/2018 TO 03/31/2018

RECEIPT NUMBER	DATE	STATUS	CASH/	CHECK/	MONEYORDER/	EFT/	OTHER/	/	RECEIPT AMOUNT
46513	03/22/2018	PX COUNTY CLERK		859.00					859.00
46514	03/22/2018	PX COUNTY CLERK		380.00					380.00
46515	03/22/2018	PX COUNTY CLERK		2,800.00					2,800.00
46516	03/22/2018	PX COUNTY CLERK		2,119.10					2,119.10
46517	03/22/2018	PX COUNTY CLERK		1,658.84					1,658.84
46518	03/26/2018	PX DISTRICT CLERK		2,784.20					2,784.20
46519	03/26/2018	PX DISTRICT CLERK		3,338.40					3,338.40
46520	03/26/2018	PX JUDGE LARRY WILBURN		10,646.80					10,646.80
46521	03/26/2018	PX SHERIFF'S DEPARTMENT		180.00					180.00
46522	03/26/2018	PX COMMISSIONER GREG ARTHUR	2,382.00	15.00					2,397.00
46523	03/26/2018	PX COMMISSIONER GREG ARTHUR		425.00					425.00
46524	03/26/2018	PX COUNTY CLERK		124.94					124.94
46525	03/26/2018	PX COUNTY CLERK		1,806.00					1,806.00
46526	03/26/2018	PX COUNTY CLERK		3,214.00					3,214.00
46527	03/26/2018	PX COMMISSIONER BRUCE KARBOWSKI	915.00	10.00					925.00
46528	03/26/2018	PX ENGINEERING	2,300.00	550.00					2,850.00
46529	03/26/2018	PX JUDGE WADE BROWN		7,455.10					7,455.10
46530	03/26/2018	PX CHAMBERS CO. SUPERVISION & CORREC		47,217.24					47,217.24
46531	03/26/2018	PX CHAMBERS CO. SUPERVISION & CORREC		218.00					218.00

RECEIPT REGISTER  
 RECEIPT DATES FROM 03/01/2018 TO 03/31/2018

RECEIPT NUMBER	DATE	STATUS	CASH/	CHECK/	MONEYORDER/	EFT/	OTHER/	/	RECEIPT AMOUNT
46532	03/27/2018	PX JUDGE DAVIS	826.00	997.00					1,823.00
46533	03/27/2018	PX JUDGE CODY PARRISH	1,332.20	46.00					1,378.20
46534	03/27/2018	PX ENGINEERING	2,900.00	2,850.00					5,750.00
46535	03/27/2018	PX SHERIFF'S DEPARTMENT		330.00					330.00
46536	03/27/2018	PX JUDGE CODY PARRISH	1,620.00	3,629.10					5,249.10
46537	03/27/2018	PX RETIREE		823.76					823.76
46538	03/27/2018	PX DISTRICT CLERK		3,546.44					3,546.44
46539	03/27/2018	PX CIGNA HEALTH AND LIFE INSURANCE C		608.41					608.41
46540	03/27/2018	PX DISTRICT ATTORNEY		100.00					100.00
46541	03/27/2018	PX COUNTY CLERK	1,316.00						1,316.00
46542	03/27/2018	PX STATE COMPTROLLER-DIRECT DEPOSIT				218.50			218.50
46543	03/27/2018	PX STATE COMPTROLLER-DIRECT DEPOSIT				100.57			100.57
46544	03/27/2018	PX COUNTY CLERK		1,833.00					1,833.00
46545	03/27/2018	PX COUNTY CLERK		1,363.10					1,363.10
46546	03/27/2018	PX STATE COMPTROLLER-DIRECT DEPOSIT				164.70			164.70
46547	03/27/2018	PX COUNTY CLERK		2,922.25					2,922.25
46548	03/27/2018	PX COUNTY CLERK		421.94					421.94
46549	03/27/2018	PX COUNTY CLERK		76.00					76.00
46550	03/27/2018	PX COUNTY CLERK		3,046.00					3,046.00



RECEIPT REGISTER  
 RECEIPT DATES FROM 03/01/2018 TO 03/31/2018

RECEIPT NUMBER	DATE	STATUS	CASH/	CHECK/	MONEYORDER/	EFT/	OTHER/	/	RECEIPT AMOUNT
46551	03/27/2018	PX RETIREE	24.16						24.16
46552	03/27/2018	PX COUNTY CLERK		7,488.00					7,488.00
46553	03/28/2018	PX RETIREE	24.16						24.16
46554	03/28/2018	PX DISTRICT ATTORNEY		7,500.00					7,500.00
46555	03/28/2018	PX RETIREE		50.40					50.40
46556	03/28/2018	PX DISTRICT CLERK		2,223.00					2,223.00
46557	03/28/2018	PX SHERIFF'S DEPARTMENT		1,612.99					1,612.99
46558	03/28/2018	PX SHERIFF'S DEPARTMENT		400.00					400.00
46559	03/28/2018	PX GENERAL FUNDS		481,555.28					481,555.28
46560	03/28/2018	PX GENERAL FUNDS		150,723.13					150,723.13
46561	03/28/2018	PX GENERAL FUNDS		236,564.57					236,564.57
46562	03/28/2018	PX GENERAL FUNDS		6,389.42					6,389.42
46563	03/28/2018	PX GENERAL FUNDS		4,769.48					4,769.48
46564	03/28/2018	PX GENERAL FUNDS		100.00					100.00
46565	03/28/2018	PX GENERAL FUNDS		8,989.31					8,989.31
46566	03/28/2018	PX ADULT PROBATION		37.30					37.30
46567	03/28/2018	PX GENERAL FUNDS		333,588.17					333,588.17
46568	03/28/2018	PX JUDGE WADE BROWN		1,229.00					1,229.00
46569	03/29/2018	PX ENGINEERING	3,000.00	4,300.00					7,300.00

RECEIPT REGISTER  
 RECEIPT DATES FROM 03/01/2018 TO 03/31/2018

RECEIPT NUMBER	DATE	STATUS	CASH/	CHECK/	MONEYORDER/	EFT/	OTHER/	/	RECEIPT AMOUNT
46570	03/29/2018	PX ENGINEERING	1,550.00	2,000.00					3,550.00
46571	03/29/2018	PX SHERIFF'S DEPARTMENT		1,077.55					1,077.55
46572	03/29/2018	PX RETIREE		782.80					782.80
46573	03/29/2018	PX JUDGE HEBERT		4,687.40					4,687.40
46574	03/29/2018	PX RETIREE		24.16					24.16
46575	03/29/2018	PX SHERIFF'S DEPARTMENT		375.00					375.00
46576	03/29/2018	PX STATE COMPTROLLER-DIRECT DEPOSIT				379.26			379.26
46577	03/29/2018	PX STATE COMPTROLLER-DIRECT DEPOSIT				32,697.00			32,697.00
46578	03/29/2018	PX COMMISSIONER REAVES		100.00					100.00
46579	03/29/2018	PX COMMISSIONER REAVES		170.00					170.00
46580	03/29/2018	PX COMMISSIONER REAVES	1,730.00						1,730.00
46581	03/29/2018	PX DISTRICT CLERK		5,835.90					5,835.90
46582	03/29/2018	PX RETIREE		383.00					383.00
46583	03/29/2018	PX JUDGE RALPH FULLER		6,566.20					6,566.20
46584	03/29/2018	PX RETIREE		40.96					40.96
46585	03/29/2018	PX TSA TREASUER 310				2,540.00			2,540.00
			CASH/	CHECK/	MONEYORDER/	EFT/	OTHER/	/	RECEIPT TOTAL
			73,559.52	2,837,289.05	423.96	5,860,622.26			8,771,894.79

TOTAL VOIDED RECEIPTS 0.00

STATUS CODE LEGEND  
 P = POSTED R = RECEIVABLE  
 V = VOID O = OUTSTANDING  
 X = MIXTURE OF R&O

## Section 5 – Leave Liability Report

FOR PAY PERIOD ENDING 05/10/2018

DEPT NUMBER	EMP#	EMPLOYEE NAME	--- SICK LEAVE ---		--- VACATION ---		--- COMP TIME ---		--- HOLIDAY ---		--- TOTALS ---	
			AVAIL	VALUE	AVAIL	VALUE	AVAIL	VALUE	AVAIL	VALUE	AVAIL	VALUE
010 400	00049	JOAN L BELT	469.33	9968.57	81.95	1740.62	.00	.00	.00	.00	551.28	11709.19
010 400	01285	DORION T BURCH	11.91	229.03	26.81	515.56	.00	.00	.00	.00	38.72	744.59
010 400	01435	DAVID L DOUGLAS	74.71	2155.38	46.75	1348.74	.00	.00	.00	.00	121.46	3504.12
010 400	00230	PAMELA R GRAVES	67.73	1113.48	86.77	1426.50	.00	.00	.00	.00	154.50	2539.98
010 400	00018	EVELYN D HARTFIELD	354.63	7727.39	120.00	2614.80	.00	.00	.00	.00	474.63	10342.19
010 400	01233	JAY H KNIGHT	.00	.00	.00	.00	.00	.00	.00	.00	.00	.00
010 400	00374	JENNY N MINTER	211.94	3719.55	79.49	1395.05	.00	.00	.00	.00	291.43	5114.60
010 400	00094	DEALAH F TAYLOR	246.02	5567.43	39.17	886.42	.00	.00	.00	.00	285.19	6453.85
DEPARTMENT TOTALS			1436.27	30480.83	480.94	9927.69	.00	.00	.00	.00	1917.21	40408.52
010 401	00232	GREGORY F ARTHUR	.00	.00	.00	.00	.00	.00	.00	.00	.00	.00
010 401	01446	BRUCE W KARBOWSKI	.00	.00	.00	.00	.00	.00	.00	.00	.00	.00
010 401	01414	JAMES P REAVES	.00	.00	.00	.00	.00	.00	.00	.00	.00	.00
010 401	01131	LEON A WILSON	.00	.00	.00	.00	.00	.00	.00	.00	.00	.00
DEPARTMENT TOTALS			.00	.00	.00	.00	.00	.00	.00	.00	.00	.00
010 403	01514	SHAWN M ALFORD	.00	.00	.00	.00	.00	.00	.00	.00	.00	.00
010 403	01515	MARY D ALFORD	.00	.00	.00	.00	.00	.00	.00	.00	.00	.00
010 403	00061	MARY J CESSNA	407.98	6858.14	109.00	1832.29	.75	12.61	.00	.00	517.73	8703.04
010 403	00244	CONNIE M CHAPMAN	472.65	6966.86	116.00	1709.84	.00	.00	.00	.00	588.65	8676.70
010 403	00997	SHELBEIGH A CHESSON	11.23	164.41	27.48	402.31	2.00	29.28	8.00	117.12	48.71	713.12
010 403	01262	KAYLA M COLLINS	6.86	97.69	7.65	108.94	.00	.00	.00	.00	14.51	206.63
010 403	00177	HOPE L CROSS	477.33	10801.98	79.62	1801.80	3.00	67.89	8.00	181.04	567.95	12852.71
010 403	01145	ADRIAN D DRIVER	200.62	2856.83	81.66	1162.84	.50	7.12	8.00	113.92	290.78	4140.71
010 403	00956	SHELIA D EBARE	.00	.00	.00	.00	.00	.00	.00	.00	.00	.00
010 403	00761	FREDERICK FREEMAN	.00	.00	.00	.00	.00	.00	.00	.00	.00	.00
010 403	01140	KORIANN N HOLMES	6.81	96.97	14.85	211.46	.00	.00	.00	.00	21.66	308.43
010 403	00824	RICHARD G LAWSON	.00	.00	.00	.00	.00	.00	.00	.00	.00	.00
010 403	01276	CASSAUNDRA L LEOPARD	52.93	780.19	70.47	1038.73	4.75	70.02	.00	.00	128.15	1888.94
010 403	01273	CLARIBET O MACIAS	8.61	122.61	36.48	519.48	.25	3.56	.00	.00	45.34	645.65
010 403	01492	ESTER PEREZ	26.68	361.78	13.36	181.16	.00	.00	8.00	108.48	48.04	651.42
010 403	01080	SHONDA L RILEY	19.61	287.09	38.08	557.49	.58	8.49	.00	.00	58.27	853.07
010 403	00646	SAMMY SACKETT	.00	.00	.00	.00	.00	.00	.00	.00	.00	.00
010 403	01216	CELIA STIRLING	.00	.00	.00	.00	.00	.00	.00	.00	.00	.00
010 403	00742	SUSAN D TOOMBS	.00	.00	.00	.00	.00	.00	.00	.00	.00	.00
010 403	00092	DOYELLE J TURNER	40.30	594.02	28.35	417.88	4.75	70.02	.00	.00	73.40	1081.92
010 403	01316	NEDRA A VAN DORN	.00	.00	.00	.00	.00	.00	.00	.00	.00	.00
010 403	00746	LAWRENCE WAGNON	.00	.00	.00	.00	.00	.00	.00	.00	.00	.00
010 403	00745	MARY S WAGNON	.00	.00	.00	.00	.00	.00	.00	.00	.00	.00
010 403	00793	CURTIS WALDRIP	.00	.00	.00	.00	.00	.00	.00	.00	.00	.00
010 403	00845	PAULETTE WILLIAMS	.00	.00	.00	.00	.00	.00	.00	.00	.00	.00
DEPARTMENT TOTALS			1731.61	29988.57	623.00	9944.22	16.58	268.99	32.00	520.56	2403.19	40722.34
010 405	01473	WELLONA M ROBERTSON	39.02	551.35	20.04	283.17	.00	.00	.00	.00	59.06	834.52

FOR PAY PERIOD ENDING 05/10/2018

DEPT NUMBER	EMP#	EMPLOYEE NAME	--- SICK LEAVE ---		--- VACATION ---		--- COMP TIME ---		--- HOLIDAY ---		--- TOTALS ---		
			AVAIL	VALUE	AVAIL	VALUE	AVAIL	VALUE	AVAIL	VALUE	AVAIL	VALUE	
010	405	00028	ROLONDRIA T WILLIAMS W	449.73	8981.11	70.44	1406.69	.00	.00	.00	.00	520.17	10387.80
			DEPARTMENT TOTALS	488.75	9532.46	90.48	1689.86	.00	.00	.00	.00	579.23	11222.32
010	426	00065	THOMAS A CHAMBERS	.00	.00	.00	.00	.00	.00	.00	.00	.00	.00
010	426	00108	KENNETH G DAGLE	78.73	1917.86	38.77	944.44	.00	.00	.00	.00	117.50	2862.30
010	426	00855	JAMIE M HUDSPETH	231.61	10088.93	120.00	5227.20	.00	.00	.00	.00	351.61	15316.13
010	426	00603	TIFFANY N SLANKARD	146.32	3573.13	82.84	2022.95	.00	.00	.00	.00	229.16	5596.08
010	426	00201	DON TAYLOR	.00	.00	.00	.00	.00	.00	.00	.00	.00	.00
			DEPARTMENT TOTALS	456.66	15579.92	241.61	8194.59	.00	.00	.00	.00	698.27	23774.51
010	435	00846	MARK A MOREFIELD	.00	.00	.00	.00	.00	.00	.00	.00	.00	.00
010	435	01166	JOY E PARKER	47.90	948.90	59.19	1172.55	12.25	242.67	8.00	158.48	127.34	2522.60
010	435	00072	KIMBERLY M RODDEN	278.82	6792.06	90.00	2192.40	94.50	2302.02	.00	.00	463.32	11286.48
010	435	00240	CLIFTON V SMITH	445.98	19426.89	104.44	4549.41	37.50	1633.50	.00	.00	587.92	25609.80
010	435	00841	PEGGY S THRASHER	480.00	13689.60	120.00	3422.40	254.25	7251.21	.00	.00	854.25	24363.21
			DEPARTMENT TOTALS	1252.70	40857.45	373.63	11336.76	398.50	11429.40	8.00	158.48	2032.83	63782.09
010	440	00335	ANNETTE D BALDWIN	289.37	6548.44	120.00	2715.60	.00	.00	.00	.00	409.37	9264.04
010	440	00194	CHAP B CAIN	.00	.00	.00	.00	.00	.00	.00	.00	.00	.00
010	440	00052	CHADWICK O ELMORE	300.03	7800.78	120.00	3120.00	.00	.00	.00	.00	420.03	10920.78
010	440	00305	JO A LEGER	480.00	17136.00	120.00	4284.00	.00	.00	.00	.00	600.00	21420.00
010	440	00899	LINDA R LEONARD	303.81	5857.46	120.00	2313.60	.00	.00	.00	.00	423.81	8171.06
			DEPARTMENT TOTALS	1373.21	37342.68	480.00	12433.20	.00	.00	.00	.00	1853.21	49775.88
010	450	00185	DONNA G BROWN	.00	.00	.00	.00	.00	.00	.00	.00	.00	.00
010	450	00629	SHERI L CASKEY	.00	.00	.00	.00	.00	.00	.00	.00	.00	.00
010	450	01513	WHITNEY R DECKERT	.00	.00	.00	.00	.00	.00	.00	.00	.00	.00
010	450	00156	BRENDA S GRIFFIN	12.05	170.27	60.09	849.07	233.75	3302.89	.00	.00	305.89	4322.23
010	450	01291	DESTINY B HENRY	21.76	313.13	94.80	1364.17	33.50	482.07	.00	.00	150.06	2159.37
010	450	01361	VALENTINA R JOHNSON	7.06	101.59	37.43	538.62	3.75	53.96	.00	.00	48.24	694.17
010	450	00115	FRANCES G KESTER	375.26	7336.33	101.00	1974.55	133.50	2609.93	.00	.00	609.76	11920.81
010	450	00135	KATHY E KEY	19.04	271.13	40.08	570.74	9.25	131.72	.00	.00	68.37	973.59
010	450	00031	REBECCA L LEOPARD	313.62	7097.22	118.00	2670.34	161.75	3660.40	.00	.00	593.37	13427.96
010	450	01455	SAVANNA B MCCLUSKY	15.68	221.56	13.36	188.78	4.00	56.52	.00	.00	33.04	466.86
010	450	00711	TANIA J MCGRATH	284.00	4120.84	29.44	427.17	182.50	2648.08	.00	.00	495.94	7196.09
010	450	01436	ANA G SALINAS	8.04	113.61	43.41	613.38	12.75	180.16	.00	.00	64.20	907.15
010	450	00260	DOLORES G WILEY	220.86	3427.75	120.00	1862.40	42.75	663.48	.00	.00	383.61	5953.63
			DEPARTMENT TOTALS	1277.37	23173.43	657.61	11059.22	817.50	13789.21	.00	.00	2752.48	48021.86
010	455	00157	DARLA J DIAZ	474.64	8405.87	120.00	2125.20	.00	.00	.00	.00	594.64	10531.07

FOR PAY PERIOD ENDING 05/10/2018

DEPT NUMBER	EMP#	EMPLOYEE NAME	--- SICK LEAVE ---		--- VACATION ---		--- COMP TIME ---		--- HOLIDAY ---		--- TOTALS ---	
			AVAIL	VALUE	AVAIL	VALUE	AVAIL	VALUE	AVAIL	VALUE	AVAIL	VALUE
010	455	01053	STEPHEN E HEBERT	.00	.00	.00	.00	.00	.00	.00	.00	.00
010	455	00704	HEATHER M MULLINS	.00	.00	.00	.00	.00	.00	.00	.00	.00
DEPARTMENT TOTALS			474.64	8405.87	120.00	2125.20	.00	.00	.00	.00	594.64	10531.07
010	456	00129	RONNIE E DAVIS	.00	.00	.00	.00	.00	.00	.00	.00	.00
010	456	00266	DEBRA A FANEROS	480.00	8380.80	52.00	907.92	.00	.00	.00	.00	9288.72
DEPARTMENT TOTALS			480.00	8380.80	52.00	907.92	.00	.00	.00	.00	532.00	9288.72
010	457	01249	JESSICA M HARWELL	.00	.00	.00	.00	.00	.00	.00	.00	.00
010	457	00634	JENNIFER R HAZLETT	365.06	6465.21	105.79	1873.54	.00	.00	.00	.00	8338.75
010	457	00083	LAURIE J LONG	383.99	6800.46	120.00	2125.20	.00	.00	.00	.00	8925.66
010	457	00098	CODY J PARRISH	.00	.00	.00	.00	.00	.00	.00	.00	.00
DEPARTMENT TOTALS			749.05	13265.67	225.79	3998.74	.00	.00	.00	.00	974.84	17264.41
010	458	01312	TINA G KENNEDY	.00	.00	.00	.00	.00	.00	.00	.00	.00
010	458	00245	DONNA R LOWERY	141.17	2429.54	13.89	239.05	.00	.00	.00	.00	2668.59
010	458	01240	TAMMY K MANUEL	78.59	1292.81	25.13	413.39	.00	.00	.00	.00	1706.20
010	458	01235	LARRY R WILBURN	.00	.00	.00	.00	.00	.00	.00	.00	.00
DEPARTMENT TOTALS			219.76	3722.35	39.02	652.44	.00	.00	.00	.00	258.78	4374.79
010	459	00330	LYNN D ALLEN	480.00	8500.80	100.00	1771.00	.00	.00	.00	.00	10271.80
010	459	00836	WADE N BROWN	.00	.00	.00	.00	.00	.00	.00	.00	.00
010	459	00904	HANAH C MCADAMS	357.52	5881.20	120.00	1974.00	.00	.00	.00	.00	7855.20
DEPARTMENT TOTALS			837.52	14382.00	220.00	3745.00	.00	.00	.00	.00	1057.52	18127.00
010	460	01289	DANIELA P ANDRADE	171.77	2825.62	62.81	1033.22	.00	.00	.00	.00	3858.84
010	460	00241	RALPH D FULLER	.00	.00	.00	.00	.00	.00	.00	.00	.00
010	460	00151	JOHNNIE M HARNESS	480.00	8260.80	120.00	2065.20	15.00	258.15	.00	.00	10584.15
DEPARTMENT TOTALS			651.77	11086.42	182.81	3098.42	15.00	258.15	.00	.00	849.58	14442.99
010	475	01355	GARY F DENNISON	96.07	3870.66	88.78	3576.95	.00	.00	.00	.00	7447.61
010	475	01454	LAURIE A DUGDALE	43.70	854.34	33.40	652.97	25.25	493.64	.00	.00	2000.95
010	475	01041	STACI KEENE	8.25	139.34	51.29	866.29	.00	.00	.00	.00	1005.63
010	475	01481	JACOB J LADWIG	38.02	802.22	20.04	422.84	37.00	780.70	.00	.00	2005.76
010	475	01255	KATHRINE B MCCARTY	56.79	2106.91	94.16	3493.34	.00	.00	.00	.00	5600.25
010	475	01356	PATRICIA A MCLELLAND	7.07	120.90	52.28	893.99	.00	.00	.00	.00	1014.89
010	475	01060	MATTHEW C POSTON	.00	.00	.00	.00	.00	.00	.00	.00	.00

FOR PAY PERIOD ENDING 05/10/2018

DEPT NUMBER	EMP#	EMPLOYEE NAME	--- SICK LEAVE ---		----- VACATION -----		---- COMP TIME ----		----- HOLIDAY -----		----- TOTALS -----		
			AVAIL	VALUE	AVAIL	VALUE	AVAIL	VALUE	AVAIL	VALUE	AVAIL	VALUE	
010	475	01254	KACIE R STEWART	25.65	388.34	8.30	125.66	.00	.00	.00	.00	33.95	514.00
010	475	00604	GABRIELA WHEELER	14.36	239.52	44.65	744.76	.00	.00	.00	.00	59.01	984.28
DEPARTMENT TOTALS			289.91	8522.23	392.90	10776.80	62.25	1274.34	.00	.00	745.06	20573.37	
010	476	00315	TABITHA L DYSON	3.95	69.80	120.00	2120.40	62.75	1108.79	8.00	141.36	194.70	3440.35
010	476	00198	RAGIS A FONTENOT JR	480.00	21302.40	113.50	5037.13	.00	.00	8.00	355.04	601.50	26694.57
010	476	01353	PRESTON K HOFFPAUIR	60.07	2665.91	48.78	2164.86	.00	.00	8.00	355.04	116.85	5185.81
010	476	00228	TERRI L HUGHES	477.33	9818.68	103.04	2119.53	14.50	298.27	8.00	164.56	602.87	12401.04
010	476	01352	ALLISON R JONES	53.07	813.56	76.11	1166.77	43.75	670.69	8.00	122.64	180.93	2773.66
010	476	01230	PAUL N LOWREY	209.47	4367.45	109.51	2283.28	144.75	3018.04	8.00	166.80	471.73	9835.57
010	476	00080	CATHY L MCCCLUSKY	480.00	9556.80	116.00	2309.56	149.75	2981.52	8.00	159.28	753.75	15007.16
010	476	00087	KIMBERLY D MEADOWS	51.56	1226.61	100.19	2383.52	91.75	2182.73	8.00	190.32	251.50	5983.18
010	476	01512	GEORGINA MONTES	.00	.00	.00	.00	.00	.00	.00	.00	.00	.00
010	476	00356	IVAN G PEARCE	460.38	11762.71	114.00	2912.70	25.75	657.91	8.00	204.40	608.13	15537.72
010	476	00847	LOGAN E PICKETT	.00	.00	.00	.00	.00	.00	.00	.00	.00	.00
010	476	01364	TAMI C PIERCE	120.06	5328.26	40.10	1779.64	.00	.00	8.00	355.04	168.16	7462.94
010	476	00113	CHRISTINE V TAYLOR	406.83	8905.51	120.00	2626.80	78.25	1712.89	8.00	175.12	613.08	13420.32
010	476	01137	STEPHEN C TAYLOR	282.84	14308.88	120.00	6070.80	.00	.00	8.00	404.72	410.84	20784.40
010	476	00378	RUTH A TURNBOUGH	12.77	180.44	20.04	283.17	14.75	208.42	8.00	113.04	55.56	785.07
010	476	00342	ASHLEY L ULKIE	358.69	5943.49	61.35	1016.57	105.00	1739.85	8.00	132.56	533.04	8832.47
010	476	00182	JOE W WARREN	55.30	2454.21	120.00	5325.60	.00	.00	8.00	355.04	183.30	8134.85
DEPARTMENT TOTALS			3512.32	98704.71	1382.62	39600.33	731.00	14579.11	120.00	3394.96	5745.94	156279.11	
010	495	00224	DARLENE ALFORD	347.99	7025.92	82.64	1668.50	.00	.00	.00	.00	430.63	8694.42
010	495	01005	TERRI O DRYDEN	105.87	1781.79	63.25	1064.50	.00	.00	.00	.00	169.12	2846.29
010	495	01157	ALONZO D GOTT	.00	.00	.00	.00	.00	.00	.00	.00	.00	.00
010	495	01336	ANGELA C MASELLI	75.58	2906.81	106.12	4081.38	.00	.00	.00	.00	181.70	6988.19
010	495	00385	NATALIE J ROPER	404.65	7983.74	93.86	1851.86	15.50	305.82	13.00	256.49	527.01	10397.91
010	495	00063	HAROLD R SEAY	79.98	4523.67	60.00	3393.60	.00	.00	.00	.00	139.98	7917.27
DEPARTMENT TOTALS			1014.07	24221.93	405.87	12059.84	15.50	305.82	13.00	256.49	1448.44	36844.08	
010	497	01431	MARY K BARRIER	42.71	656.88	50.08	770.23	4.50	69.21	.00	.00	97.29	1496.32
010	497	00084	KIMBERLY A HARRIS	.00	.00	.00	.00	.00	.00	.00	.00	.00	.00
010	497	00068	DEBRA K MIZE	293.83	6649.37	120.00	2715.60	26.50	599.70	14.00	316.82	454.33	10281.49
010	497	00248	LISA A TWARDOWSKI	480.00	10862.40	120.00	2715.60	13.75	311.16	21.00	475.23	634.75	14364.39
DEPARTMENT TOTALS			816.54	18168.65	290.08	6201.43	44.75	980.07	35.00	792.05	1186.37	26142.20	
010	499	01275	AMANDA J BAKER	25.11	354.80	49.90	705.09	.00	.00	.00	.00	75.01	1059.89
010	499	00881	RICHARD L BROWN	.00	.00	.00	.00	.00	.00	.00	.00	.00	.00
010	499	01144	CHRISTY L CHAMBERLAIN	17.82	251.80	15.61	220.57	.00	.00	.00	.00	33.43	472.37
010	499	01498	MELANIE L CROKER	.00	.00	.00	.00	.00	.00	.00	.00	.00	.00

FOR PAY PERIOD ENDING 05/10/2018

DEPT NUMBER	EMP#	EMPLOYEE NAME	--- SICK LEAVE ---		----- VACATION -----		----- COMP TIME -----		----- HOLIDAY -----		----- TOTALS -----	
			AVAIL	VALUE	AVAIL	VALUE	AVAIL	VALUE	AVAIL	VALUE	AVAIL	VALUE
010 499 00931		COURTNEY S DANIEL	10.01	172.67	42.30	729.68	.75	12.94	.00	.00	53.06	915.29
010 499 00166		BRANDI D DRYDEN	20.01	282.74	10.02	141.58	.00	.00	.00	.00	30.03	424.32
010 499 00171		BETTY J EDWARDS	256.13	3619.12	71.73	1013.54	.00	.00	.00	.00	327.86	4632.66
010 499 01284		SARA L FORE	6.69	94.53	25.06	354.10	.00	.00	.00	.00	31.75	448.63
010 499 01271		KRISTINA A KING	159.03	2247.09	91.32	1290.35	.00	.00	.00	.00	250.35	3537.44
010 499 01292		ANNETTE M LAVIENE	104.60	1478.00	82.64	1167.70	.00	.00	.00	.00	187.24	2645.70
010 499 01111		MABLE E MCKNIGHT	.52	7.35	19.56	276.38	.00	.00	.00	.00	20.08	283.73
010 499 00905		DELORES A MOORE	61.41	958.61	59.52	929.11	63.50	991.24	8.00	124.88	192.43	3003.84
010 499 01305		PHYLLIS R RICHARDSON	76.43	1079.96	56.47	797.92	.00	.00	.00	.00	132.90	1877.88
010 499 00060		JO A SMITH	480.00	10862.40	104.43	2363.25	.00	.00	.00	.00	584.43	13225.65
010 499 01479		CASEY L TINER	28.35	400.59	16.70	235.97	.00	.00	.00	.00	45.05	636.56
010 499 00996		CHRISSEY L WILEY	5.84	103.78	12.35	219.46	.00	.00	.00	.00	18.19	323.24
DEPARTMENT TOTALS			1251.95	21913.44	657.61	10444.70	64.25	1004.18	8.00	124.88	1981.81	33487.20
010 510 00363		DEANNA L COLVIN	32.88	455.72	98.00	1358.28	18.75	259.88	.00	.00	149.63	2073.88
010 510 00992		REBECCA A CORDER	227.92	3067.80	119.25	1605.11	37.75	508.12	.00	.00	384.92	5181.03
010 510 00243		BENNIE E JACKSON	460.66	8766.36	120.00	2283.60	261.75	4981.10	.00	.00	842.41	16031.06
010 510 01071		DAVID K MEADOWS	19.19	365.19	52.25	994.32	48.50	922.96	.00	.00	119.94	2282.47
010 510 00037		BRENDA G PECKINPAUGH	20.41	274.72	29.84	401.65	2.00	26.92	.00	.00	52.25	703.29
010 510 01462		CAROL M SCOTT	34.69	490.17	23.38	330.36	.00	.00	.00	.00	58.07	820.53
010 510 00848		LISA A SMITH	34.51	464.50	32.05	431.39	22.00	296.12	.00	.00	88.56	1192.01
DEPARTMENT TOTALS			830.26	13884.46	474.77	7404.71	390.75	6995.10	.00	.00	1695.78	28284.27
010 543 01413		WILLIAM E HERGEMUELLER	33.35	471.24	33.35	471.24	.00	.00	.00	.00	66.70	942.48
DEPARTMENT TOTALS			33.35	471.24	33.35	471.24	.00	.00	.00	.00	66.70	942.48
010 550 01044		JUSTIN B JOHNSTON	.00	.00	.00	.00	.00	.00	.00	.00	.00	.00
010 550 01362		ELIZABETH A POLASEK	14.73	291.80	46.77	926.51	7.25	143.62	3.50	69.34	72.25	1431.27
010 550 01478		TIFFINY T TUCKER	.00	.00	.00	.00	.00	.00	.00	.00	.00	.00
DEPARTMENT TOTALS			14.73	291.80	46.77	926.51	7.25	143.62	3.50	69.34	72.25	1431.27
010 551 01241		GEORGE D DANIELS JR	47.80	1026.27	98.37	2112.00	164.00	3521.08	153.50	3295.65	463.67	9955.00
010 551 00180		CHRIS R DRYER	28.35	561.61	98.39	1949.11	.00	.00	10.00	198.10	136.74	2708.82
010 551 00277		LESLIE A HULSEY	.00	.00	.00	.00	.00	.00	.00	.00	.00	.00
010 551 00200		CHAD C LANGDON	150.14	2974.27	86.68	1717.13	.00	.00	10.00	198.10	246.82	4889.50
010 551 01422		JOHN G TUCKER	106.72	2291.28	66.76	1433.34	328.75	7058.26	215.50	4626.79	717.73	15409.67
010 551 00093		DONNA M WALLACE	245.58	3718.08	120.00	1816.80	33.00	499.62	30.00	454.20	428.58	6488.70
DEPARTMENT TOTALS			578.59	10571.51	470.20	9028.38	525.75	11078.96	419.00	8772.84	1993.54	39451.69
010 552 00124		HUGH P BISHOP	222.55	4408.72	82.50	1634.33	.00	.00	.00	.00	305.05	6043.05



FOR PAY PERIOD ENDING 05/10/2018

DEPT NUMBER	EMP#	EMPLOYEE NAME	--- SICK AVAIL	LEAVE VALUE	--- VACATION AVAIL	--- VALUE	--- COMP AVAIL	TIME VALUE	--- HOLIDAY AVAIL	--- VALUE	--- TOTALS AVAIL	--- VALUE	
010	552	00664	MARK A DAVISON	.00	.00	.00	.00	.00	.00	.00	.00	.00	
010	552	01112	BENITO A PEREZ JR	164.27	3459.53	97.35	2050.19	.00	.00	.00	261.62	5509.72	
DEPARTMENT TOTALS			386.82	7868.25	179.85	3684.52	.00	.00	.00	.00	566.67	11552.77	
010	553	00701	LINELL O BEALS	134.77	2669.79	66.81	1323.51	65.50	1297.56	74.00	1465.94	341.08	6756.80
010	553	01320	JUDY E COMPTON	.00	.00	.00	.00	.00	.00	.00	.00	.00	
010	553	01105	ROBERT L CROFT	26.53	525.56	45.44	900.17	.00	.00	.00	71.97	1425.73	
010	553	01480	CHARLES D LAWRENCE	.00	.00	.00	.00	.00	.00	.00	.00	.00	
010	553	01051	ROBERT E THORNTON JR	.00	.00	.00	.00	.00	.00	.00	.00	.00	
DEPARTMENT TOTALS			161.30	3195.35	112.25	2223.68	65.50	1297.56	74.00	1465.94	413.05	8182.53	
010	554	00372	BRIAN D BORTZ	480.00	9508.80	86.70	1717.53	.00	.00	.00	566.70	11226.33	
010	554	01116	JAMES W GARDINER	198.85	3939.22	100.03	1981.59	.00	.00	.00	298.88	5920.81	
010	554	00690	STEVE D HUNTER	.00	.00	.00	.00	.00	.00	.00	.00	.00	
010	554	01474	LACI M LOGNION	.00	.00	.00	.00	.00	.00	.00	.00	.00	
010	554	01506	PATIENCE M SIZEMORE	.00	.00	.00	.00	.00	.00	.00	.00	.00	
DEPARTMENT TOTALS			678.85	13448.02	186.73	3699.12	.00	.00	.00	.00	865.58	17147.14	
010	555	00364	MARITZA C ALEXANDER	13.34	264.27	6.68	132.33	.00	.00	.00	20.02	396.60	
010	555	00039	LARRY G ALLEN	277.52	5497.67	120.00	2377.20	26.50	524.97	41.00	812.21	465.02	9212.05
010	555	00048	JAMES M COOPER JR	.00	.00	.00	.00	.00	.00	.00	.00	.00	
010	555	00607	PATRICIA A DESPAIN	25.20	381.53	58.74	889.32	.00	.00	10.00	151.40	93.94	1422.25
010	555	01058	JOHN E JOSLIN	.00	.00	.00	.00	.00	.00	.00	.00	.00	
DEPARTMENT TOTALS			316.06	6143.47	185.42	3398.85	26.50	524.97	51.00	963.61	578.98	11030.90	
010	560	01083	RUBEN ARELLANO	411.36	8831.90	62.43	1340.37	300.50	6451.74	607.75	13048.39	1382.04	29672.40
010	560	00021	JEFFREY A ASHWORTH	37.56	857.49	70.85	1617.51	1.75	39.95	24.25	553.63	134.41	3068.58
010	560	00055	BRETT Y AUDILET	480.00	10958.40	115.85	2644.86	299.75	6843.29	336.25	7676.59	1231.85	28123.14
010	560	01426	DANIELLE M BARRY	89.38	1918.99	53.42	1146.93	108.00	2318.76	162.25	3483.51	413.05	8868.19
010	560	01302	CHRISTAN N BAULD	57.76	874.49	84.68	1282.06	161.00	2437.54	162.75	2464.04	466.19	7058.13
010	560	01170	TAMMY R BEAM	215.47	3262.22	70.94	1074.03	163.75	2479.18	142.00	2149.88	592.16	8965.31
010	560	01464	KELBY E BEAN	46.69	1002.43	23.38	501.97	57.00	1223.79	130.25	2796.47	257.32	5524.66
010	560	00264	GORDON R BEAN	480.00	10305.60	56.00	1202.32	345.75	7423.25	181.75	3902.17	1063.50	22833.34
010	560	01073	JOHN W BENNETT	416.94	9518.74	117.03	2671.79	279.75	6386.69	619.00	14131.77	1432.72	32708.99
010	560	00172	BONNIE BISHOP	275.13	4165.47	120.00	1816.80	216.50	3277.81	389.25	5893.25	1000.88	15153.33
010	560	00292	LINDA L BLOOMINGDALE	268.29	5760.19	109.64	2353.97	1.25	26.84	75.25	1615.62	454.43	9756.62
010	560	01299	SHELBY C BONIN	76.76	1648.04	118.67	2547.84	156.50	3360.06	248.50	5335.30	600.43	12891.24
010	560	00027	PEGGY L BOURGEOIS	17.76	268.89	107.00	1619.98	5.50	83.27	.50	7.57	130.76	1979.71
010	560	01451	GARY L BOWERS	66.70	1432.05	33.40	717.10	91.00	1953.77	63.75	1368.71	254.85	5471.63
010	560	01300	MALINA A BRACK	54.09	818.92	114.67	1736.10	57.25	866.77	95.00	1438.30	321.01	4860.09
010	560	01429	TONIETTE M BROWN	60.03	908.85	30.06	455.11	173.75	2630.58	125.75	1903.86	389.59	5898.40

FOR PAY PERIOD ENDING 05/10/2018

DEPT NUMBER	EMP#	EMPLOYEE NAME	--- SICK LEAVE ---		--- VACATION ---		--- COMP TIME ---		--- HOLIDAY ---		--- TOTALS ---		
			AVAIL	VALUE	AVAIL	VALUE	AVAIL	VALUE	AVAIL	VALUE	AVAIL	VALUE	
010	560	00828	LUCERO CASTRO	178.88	3840.55	69.06	1482.72	15.75	338.15	63.50	1363.35	327.19	7024.77
010	560	01418	RYAN W CAVANAUGH	106.72	2291.28	66.76	1433.34	277.00	5947.19	210.00	4508.70	660.48	14180.51
010	560	00079	LINDA L CHAPMAN	50.09	758.36	55.63	842.24	23.25	352.01	20.25	306.59	149.22	2259.20
010	560	01427	THOMAS G COLDWELL II	93.38	2004.87	53.42	1146.93	232.00	4981.04	210.00	4508.70	588.80	12641.54
010	560	00636	STEPHANIE N CRANE	720.01	15458.61	.35	7.51	.00	.00	.00	.00	.00	720.36
010	560	01052	JOSHUA D CUMMINS	328.02	7488.70	120.00	2739.60	264.75	6044.24	542.50	12385.28	1255.27	28657.82
010	560	01238	TARA G DAGLE	33.65	509.46	82.65	1251.32	5.75	87.06	1.00	15.14	123.05	1862.98
010	560	01452	CHARLES C DAIGLE	66.70	1432.05	33.40	717.10	141.25	3032.64	164.00	3521.08	405.35	8702.87
010	560	01077	AMBER J DAVILA	34.36	520.21	15.58	235.88	8.50	128.69	9.50	143.83	67.94	1028.61
010	560	00211	KEN T DEFOOR	.00	.00	.00	.00	.00	.00	.00	.00	.00	.00
010	560	00012	MICHELLE O DESHOTEL	384.63	8781.10	120.00	2739.60	240.75	5496.32	183.50	4189.31	928.88	21206.33
010	560	01239	EMALEE C DIEHL	66.32	1004.08	100.07	1515.06	136.75	2070.40	191.75	2903.10	494.89	7492.64
010	560	00337	ROBERT R DUNN	480.00	10958.40	110.00	2511.30	325.75	7436.87	1005.75	22961.27	1921.50	43867.84
010	560	01301	SHELLY A EDWARDS	200.10	4432.22	118.14	2616.80	366.25	8112.44	350.25	7758.04	1034.74	22919.50
010	560	00128	MARK D ELLINGTON	474.66	11420.32	106.00	2550.36	.00	.00	.00	.00	580.66	13970.68
010	560	00235	DARRELL W ELLIOTT	480.00	10958.40	106.00	2419.98	303.75	6934.61	938.50	21425.96	1828.25	41738.95
010	560	01453	BENJAMIN GARCIA JR	13.45	288.77	33.40	717.10	35.00	751.45	159.25	3419.10	241.10	5176.42
010	560	01465	RUBEN GARCIA JR	46.69	1002.43	23.38	501.97	107.75	2313.39	106.75	2291.92	284.57	6109.71
010	560	00888	IVAN GONZALEZ	480.00	10305.60	102.67	2204.32	384.50	8255.22	519.50	11153.67	1486.67	31918.81
010	560	01078	CRYSTAL A GUILLORY	13.61	206.06	56.83	860.41	20.25	306.59	25.25	382.29	115.94	1755.35
010	560	01160	TIFFANY J HALL	149.07	2256.92	120.00	1816.80	164.00	2482.96	280.25	4242.99	713.32	10799.67
010	560	01430	VIRGINIA A HALL	64.37	974.56	36.74	556.24	107.25	1623.77	117.50	1778.95	325.86	4933.52
010	560	01348	ZACK T HARKNESS	.00	.00	.00	.00	.00	.00	.00	.00	.00	.00
010	560	00193	JAMES A HOBSON	374.77	8556.00	120.00	2739.60	294.25	6717.73	347.25	7927.72	1136.27	25941.05
010	560	00181	LELA A HOLLEY	432.98	6555.32	101.41	1535.35	175.25	2653.29	442.25	6695.67	1151.89	17439.63
010	560	01439	RONALD D HOUSE	80.04	1718.46	40.08	860.52	78.50	1685.40	2.00	42.94	200.62	4307.32
010	560	00727	SHIRLEY M JACKSON	355.35	6577.53	81.09	1500.98	99.00	1832.49	12.50	231.38	547.94	10142.38
010	560	01419	GARRETT L JOHNSTON	106.72	2291.28	66.76	1433.34	251.25	5394.34	246.00	5281.62	670.73	14400.58
010	560	01466	KATRENA M JOHNSTON	46.69	1002.43	23.38	501.97	58.75	1261.36	113.50	2436.85	242.32	5202.61
010	560	01079	WILLIAM M KNOX	113.86	2739.47	120.00	2887.20	.00	.00	.00	.00	233.86	5626.67
010	560	00261	THOMAS A KOEN	480.00	10958.40	112.00	2556.96	348.50	7956.26	502.75	11477.78	1443.25	32949.40
010	560	01467	BRYANT T KUTRA	46.69	1002.43	23.38	501.97	66.25	1422.39	126.75	2721.32	263.07	5648.11
010	560	01486	CASSIE M LECHLER	.00	.00	.00	.00	.00	.00	.00	.00	.00	.00
010	560	00882	LINDA W LONGORIA	138.88	2981.75	51.84	1113.00	3.75	80.51	72.75	1561.94	267.22	5737.20
010	560	01469	CADE E LOWERY	46.69	1002.43	23.38	501.97	60.75	1304.30	94.00	2018.18	224.82	4826.88
010	560	01156	MISTY D MADDOX	172.80	2616.19	120.00	1816.80	163.00	2467.82	300.50	4549.57	756.30	11450.38
010	560	00370	VAN C MADDOX	80.04	1718.46	40.08	860.52	91.25	1959.14	174.00	3735.78	385.37	8273.90
010	560	01057	RANSON L MARTEL	90.01	1932.51	73.37	1575.25	128.00	2748.16	109.00	2340.23	400.38	8596.15
010	560	01440	OSCAR D MARTINEZ	80.04	1718.46	40.08	860.52	157.25	3376.16	140.25	3011.17	417.62	8966.31
010	560	01490	DANIEL R MCMULLAN	33.35	716.02	16.70	358.55	38.50	826.60	72.00	1545.84	160.55	3447.01
010	560	00653	JAMES R MCQUEEN	480.00	10958.40	120.00	2739.60	360.00	8218.80	727.25	16603.12	1687.25	38519.92
010	560	00850	JAMES W MCQUEEN	392.52	8694.32	58.16	1288.24	246.25	5454.44	132.00	2923.80	828.93	18360.80
010	560	01242	JOHN M MENDOZA	93.11	1999.07	108.15	2321.98	117.00	2511.99	104.00	2232.88	422.26	9065.92
010	560	01330	ANN M MITCHELL	114.42	2612.21	112.46	2567.46	183.00	4177.89	135.50	3093.47	545.38	12451.03
010	560	01331	SEAN C MITCHELL	28.42	610.18	97.46	2092.47	53.75	1154.01	147.50	3166.83	327.13	7023.49
010	560	00168	DONALD W NEYLAND	480.00	12460.80	120.00	3115.20	.00	.00	.00	.00	600.00	15576.00
010	560	00360	VITA OREILLY	76.06	1151.55	96.35	1458.74	87.75	1328.54	93.25	1411.81	353.41	5350.64
010	560	00331	JAMES A OTT JR	123.66	2739.07	59.00	1306.85	19.50	431.93	39.25	869.39	241.41	5347.24
010	560	01508	JESSICA L PARHAM	6.67	97.65	3.34	48.90	.00	.00	.00	.00	10.01	146.55

FOR PAY PERIOD ENDING 05/10/2018

DEPT NUMBER	EMP#	EMPLOYEE NAME	--- SICK LEAVE ---		--- VACATION ---		--- COMP TIME ---		--- HOLIDAY ---		--- TOTALS ---		
			AVAIL	VALUE	AVAIL	VALUE	AVAIL	VALUE	AVAIL	VALUE	AVAIL	VALUE	
010	560	00125	FLOYD W PEARSON JR	465.64	10630.56	55.00	1255.65	348.00	7944.84	743.75	16979.81	1612.39	36810.86
010	560	00994	DUSTIN L PIASSOLI	279.09	4225.42	98.10	1485.23	103.00	1559.42	58.50	885.69	538.69	8155.76
010	560	00359	CLINTON T PIERCE	459.38	10487.65	115.03	2626.13	429.75	9811.19	740.00	16894.20	1744.16	39819.17
010	560	01280	DAVID C POWELL	.00	.00	.00	.00	.00	.00	.00	.00	.00	.00
010	560	00347	ROBERT J RADER	.00	.00	.00	.00	.00	.00	.00	.00	.00	.00
010	560	01118	STEVEN T RASBERRY	241.85	5192.52	106.68	2290.42	244.00	5238.68	296.50	6365.86	889.03	19087.48
010	560	01266	SHEILA M RAY	129.02	2770.06	3.64	78.15	.00	.00	.00	.00	132.66	2848.21
010	560	00296	SHANDALYNN N RHAME	321.25	6897.24	77.09	1655.12	248.25	5329.93	14.50	311.32	661.09	14193.61
010	560	01417	KENT R SHAFFER	103.22	2286.32	66.76	1478.73	240.75	5332.61	132.25	2929.34	542.98	12027.00
010	560	00173	BRUCE W SIMS	461.32	9904.54	120.00	2576.40	339.50	7289.07	268.50	5764.70	1189.32	25534.71
010	560	00624	ALLISON L SOBOL	189.00	2861.46	71.63	1084.48	6.75	102.20	3.00	45.42	270.38	4093.56
010	560	01406	BRIDGET K SUMRALL	75.39	1141.40	42.18	638.61	64.50	976.53	48.00	726.72	230.07	3483.26
010	560	01483	WILBURN B TAYLOR	37.02	794.82	20.04	430.26	19.00	407.93	95.00	2039.65	171.06	3672.66
010	560	01142	KENNETH C TAYLOR	144.17	3095.33	114.43	2456.81	267.75	5748.59	266.25	5716.39	792.60	17017.12
010	560	01277	LAURA A TAYLOR	.00	.00	.00	.00	.00	.00	.00	.00	.00	.00
010	560	00361	KEVIN L THEISS	480.00	10632.00	92.00	2037.80	312.25	6916.34	382.50	8472.38	1266.75	28058.52
010	560	00362	CHRISTOPHER L UNGLES	319.28	7289.16	112.00	2556.96	374.25	8544.13	890.00	20318.70	1695.53	38708.95
010	560	01471	WILLARD K UNGLES JR	40.02	859.23	20.04	430.26	49.00	1052.03	119.00	2554.93	228.06	4896.45
010	560	00213	SHERRY E WALTON	480.00	7876.80	120.00	1969.20	240.00	3938.40	880.75	14453.11	1720.75	28237.51
010	560	01062	SYLVESTER C WEBB JR	.00	.00	.00	.00	.00	.00	.00	.00	.00	.00
010	560	01082	TAYLOR W WELLS	363.61	7806.71	120.00	2576.40	359.00	7707.73	664.00	14256.08	1506.61	32346.92
010	560	01048	CHARLES D WERNER	261.05	5782.26	112.03	2481.46	213.00	4717.95	253.75	5620.56	839.83	18602.23
010	560	00102	ROYCE L WHEELER	.00	.00	.00	.00	.00	.00	.00	.00	.00	.00
010	560	01267	RICHARD E WHITTEN	83.03	1782.65	73.60	1580.19	228.00	4895.16	42.25	907.11	426.88	9165.11
010	560	01487	ALEXIS L WILLIAMS	20.01	302.95	10.02	151.70	53.00	802.42	44.00	666.16	127.03	1923.23
010	560	01253	HOLLY K WILSON	167.46	2451.61	117.00	1712.88	79.25	1160.22	1.00	14.64	364.71	5339.35
010	560	00893	RABONNA L YOUNG	30.69	464.65	23.38	353.97	130.50	1975.77	116.00	1756.24	300.57	4550.63
010	560	01098	PAUL A YOUNG JR	374.03	8539.10	120.00	2739.60	443.00	10113.69	533.00	12168.39	1470.03	33560.78
DEPARTMENT TOTALS			17517.93	368910.45	6457.22	130785.67	13453.25	281026.71	19190.00	402755.02	56618.40	1183477.85	
010	570	00023	MARTHA E CALDWELL	205.85	2871.61	110.22	1537.57	.00	.00	.00	.00	316.07	4409.18
010	570	00196	DANELLA S MCCARTY	303.31	6178.42	65.44	1333.01	6.00	122.22	.00	.00	374.75	7633.65
010	570	00111	KELLY S SEMIEN	398.31	8918.16	105.00	2350.95	4.00	89.56	.00	.00	507.31	11358.67
010	570	00884	LUCILA M TREVIZO	263.46	3722.69	37.64	531.85	.00	.00	.00	.00	301.10	4254.54
DEPARTMENT TOTALS			1170.93	21690.88	318.30	5753.38	10.00	211.78	.00	.00	.00	1499.23	27656.04
010	581	00147	CRISTA M BEASLEY	449.30	7130.39	96.00	1523.52	.00	.00	.00	.00	545.30	8653.91
010	581	00122	THOMAS E BRANCH	480.00	11548.80	84.77	2039.57	.00	.00	.00	.00	564.77	13588.37
010	581	00140	JAMES L CARSON	480.00	10219.20	120.00	2554.80	.00	.00	.00	.00	600.00	12774.00
DEPARTMENT TOTALS			1409.30	28898.39	300.77	6117.89	.00	.00	.00	.00	.00	1710.07	35016.28
010	582	00906	BRENDA M FAIRCHILD	57.64	1360.30	116.67	2753.41	3.00	70.80	.00	.00	177.31	4184.51
010	582	01093	BESSIE N SEWELL	45.03	712.82	86.57	1370.40	52.50	831.08	.00	.00	184.10	2914.30

FOR PAY PERIOD ENDING 05/10/2018

DEPT NUMBER	EMP#	EMPLOYEE NAME	--- SICK LEAVE ---		--- VACATION ---		--- COMP TIME ---		--- HOLIDAY ---		--- TOTALS ---	
			AVAIL	VALUE	AVAIL	VALUE	AVAIL	VALUE	AVAIL	VALUE	AVAIL	VALUE
		DEPARTMENT TOTALS	102.67	2073.12	203.24	4123.81	55.50	901.88	.00	.00	361.41	7098.81
010 622 01450		LESLIE D GOMEZ	23.37	382.10	36.74	600.70	13.00	212.55	.00	.00	73.11	1195.35
010 622 01491		STEPHANIE M GROSS	26.68	436.22	13.36	218.44	5.50	89.93	.00	.00	45.54	744.59
010 622 01155		RAQUEL LULE	53.77	759.77	90.81	1283.15	7.50	105.98	.00	.00	152.08	2148.90
010 622 01461		FRED MAJORS JR	14.69	240.18	23.38	382.26	.50	8.18	.00	.00	38.57	630.62
010 622 00694		JENNIFER L PURNELL	142.90	2347.85	120.00	1971.60	47.50	780.43	2.00	32.86	312.40	5132.74
010 622 01448		MARIA M VENEGAS	.00	.00	.00	.00	.00	.00	.00	.00	.00	.00
		DEPARTMENT TOTALS	261.41	4166.12	284.29	4456.15	74.00	1197.07	2.00	32.86	621.70	9852.20
010 646 01246		MICHELLE R CONNER	69.44	1138.12	120.00	1966.80	.00	.00	.00	.00	189.44	3104.92
010 646 00628		JACQUELINE L GEISLEMAN	307.02	5032.06	120.00	1966.80	.00	.00	.00	.00	427.02	6998.86
010 646 00659		PENNY P MCMILLEN	74.82	1765.75	90.86	2144.30	.00	.00	.00	.00	165.68	3910.05
		DEPARTMENT TOTALS	451.28	7935.93	330.86	6077.90	.00	.00	.00	.00	782.14	14013.83
010 660 00675		DEBORAH K MCGINNIS-PAI	480.00	9691.20	120.00	2422.80	88.00	1776.72	.00	.00	688.00	13890.72
		DEPARTMENT TOTALS	480.00	9691.20	120.00	2422.80	88.00	1776.72	.00	.00	688.00	13890.72
010 665 01311		AMANDA D BROOKS	26.68	403.94	26.68	403.94	.00	.00	.00	.00	53.36	807.88
010 665 00004		ALEXIS N CORDOVA	53.32	437.76	40.00	328.40	.00	.00	.00	.00	93.32	766.16
010 665 01283		WILLIAM R FLORA	.00	.00	.00	.00	.00	.00	.00	.00	.00	.00
010 665 01507		DAWN M MARQUIS	.00	.00	.00	.00	.00	.00	.00	.00	.00	.00
010 665 00146		ANDLE A MAYON	20.01	287.94	10.02	144.19	.00	.00	.00	.00	30.03	432.13
010 665 00275		JO L REYNOLDS	465.33	6696.10	120.00	1726.80	105.00	1510.95	16.00	230.24	706.33	10164.09
		DEPARTMENT TOTALS	565.34	7825.74	196.70	2603.33	105.00	1510.95	16.00	230.24	883.04	12170.26
FUND TOTALS			43272.92	924795.34	16816.69	351374.30	16966.83	350554.59	19971.50	419537.27	97027.94	2046261.50

FOR PAY PERIOD ENDING 05/10/2018

DEPT NUMBER	EMP#	EMPLOYEE NAME	--- SICK LEAVE --- AVAIL VALUE	--- VACATION --- AVAIL VALUE	--- COMP TIME --- AVAIL VALUE	--- HOLIDAY --- AVAIL VALUE	--- TOTALS --- AVAIL VALUE
DEPARTMENT TOTALS			.00 .00	.00 .00	.00 .00	.00 .00	.00 .00
015 612	01493	ROBERT E ALDRICH	26.68 520.26	13.36 260.52	7.50 146.25	40.00 780.00	87.54 1707.03
015 612	01489	JAMEY R GOSS	26.68 520.26	13.36 260.52	17.50 341.25	40.00 780.00	97.54 1902.03
015 612	00346	RANDY L HUMBER	480.00 12196.80	100.00 2541.00	256.50 6517.67	40.00 1016.40	876.50 22271.87
015 612	00137	CYNTHIA M IVY	480.00 9216.00	120.00 2304.00	27.25 523.20	30.00 576.00	657.25 12619.20
015 612	00040	TRAVIS JACKSON JR	480.00 8640.00	38.27 688.86	49.25 886.50	.00 .00	567.52 10215.36
015 612	01231	DANNY L LAMBERT	.00 .00	.00 .00	.00 .00	.00 .00	.00 .00
015 612	01103	DANIEL M PARKER	80.05 1440.90	60.09 1081.62	12.00 216.00	40.00 720.00	192.14 3458.52
015 612	00257	WILLIAM J RAYON	7.77 141.80	21.81 398.03	76.75 1400.69	.00 .00	106.33 1940.52
015 612	01447	CHARLES A SCOTT	46.69 560.28	23.38 280.56	.00 .00	30.00 360.00	100.07 1200.84
015 612	01259	JOHN E SCOTT	6.79 134.10	51.83 1023.64	46.75 923.31	20.00 395.00	125.37 2476.05
015 612	01510	OSCAR F SECADA JR	.00 .00	.00 .00	.00 .00	.00 .00	.00 .00
015 612	00309	JAMES J SEMIEN	480.00 9240.00	80.00 1540.00	13.25 255.06	.00 .00	573.25 11035.06
015 612	01090	CLAYTON L SMITH	53.37 1014.03	36.74 698.06	13.50 256.50	30.00 570.00	133.61 2538.59
015 612	01423	CARROLL R SMITH	87.05 1719.24	60.09 1186.78	58.75 1160.31	40.00 790.00	245.89 4856.33
015 612	00613	JOHN C TROUSDALE	8.41 166.10	24.45 482.89	9.00 177.75	40.00 790.00	81.86 1616.74
015 612	01509	JERRY P WILLIAMS	.00 .00	.00 .00	.00 .00	.00 .00	.00 .00
015 612	01288	JOHN W WILSON	166.77 3647.26	120.00 2624.40	86.75 1897.22	30.00 656.10	403.52 8824.98
DEPARTMENT TOTALS			2430.26 49157.03	763.38 15370.88	674.75 14701.71	380.00 7433.50	4248.39 86663.12
015 613	00169	MICHAEL W BORSKI	480.00 8640.00	120.00 2160.00	107.50 1935.00	30.00 540.00	737.50 13275.00
015 613	00175	BRADLEY W BORSKI	480.00 8160.00	106.98 1818.66	6.75 114.75	30.00 510.00	623.73 10603.41
015 613	00719	GEORGE BURRELL JR	302.13 4247.95	87.40 1228.84	85.75 1205.65	46.00 646.76	521.28 7329.20
015 613	00863	CARL H CADE	120.46 2288.74	67.81 1288.39	.00 .00	50.00 950.00	238.27 4527.13
015 613	01315	RICKY D CAROTHERS JR	35.84 716.80	66.88 1337.60	20.25 405.00	30.00 600.00	152.97 3059.40
015 613	00267	JOHNNY D CHAPMAN	157.46 3745.97	116.67 2775.58	130.00 3092.70	30.00 713.70	434.13 10327.95
015 613	01363	MILLARD E CHAPMAN	108.73 2174.60	86.77 1735.40	48.50 970.00	30.00 600.00	274.00 5480.00
015 613	01085	JAY C COOK	88.86 1688.34	65.08 1236.52	60.25 1144.75	30.00 570.00	244.19 4639.61
015 613	01251	CARL S DEVILLE	116.46 2329.20	68.50 1370.00	31.00 620.00	30.00 600.00	245.96 4919.20
015 613	01243	TIFFANY M GRAHAM	103.80 1992.96	91.84 1763.33	.00 .00	30.00 576.00	225.64 4332.29
015 613	01164	THOMAS G HAZLETT	20.90 397.10	76.19 1447.61	20.25 384.75	30.00 570.00	147.34 2799.46
015 613	01287	MICHELLE R LOMAS	40.77 573.23	106.81 1501.75	9.00 126.54	.00 .00	156.58 2201.52
015 613	00911	JAMES W MCINTOSH	180.65 3613.00	25.29 505.80	23.75 475.00	30.00 600.00	259.69 5193.80
015 613	01139	CRYSTAL G PORTER	97.84 1528.26	101.88 1591.37	10.75 167.92	38.00 593.56	248.47 3881.11
015 613	01313	LARRY W RIVES	66.76 1335.20	96.80 1936.00	70.25 1405.00	30.00 600.00	263.81 5276.20
015 613	00915	ELOY J RODRIGUEZ	368.84 9375.91	120.00 3050.40	378.50 9621.47	40.00 1016.80	907.34 23064.58
015 613	00707	MICHAEL R SELLERS	480.00 9600.00	77.69 1553.80	237.25 4745.00	30.00 600.00	824.94 16498.80
015 613	00886	TOMMY J SMALL	95.97 1823.43	90.97 1728.43	336.75 6398.25	30.00 570.00	553.69 10520.11
015 613	00042	LORETTA J STARK	480.00 6748.80	116.67 1640.38	171.50 2411.29	71.00 998.26	839.17 11798.73
015 613	00067	CLAYTON W STARK	84.53 1606.07	74.41 1413.79	55.75 1059.25	60.00 1140.00	274.69 5219.11
015 613	00358	DAVID J STARK	.00 .00	.00 .00	.00 .00	.00 .00	.00 .00
015 613	00219	DONALD R TANNER	46.69 887.11	23.38 444.22	28.50 541.50	30.00 570.00	128.57 2442.83
015 613	01433	JAYCOB R TULLOCK	73.37 1173.92	36.74 587.84	.00 .00	30.00 480.00	140.11 2241.76
015 613	00047	BRADFORD P WILLIAMSON	116.19 2323.80	96.23 1924.60	16.25 325.00	30.00 600.00	258.67 5173.40

FOR PAY PERIOD ENDING 05/10/2018

DEPT NUMBER	EMP#	EMPLOYEE NAME	--- SICK LEAVE ---		--- VACATION ---		--- COMP TIME ---		--- HOLIDAY ---		--- TOTALS ---	
			AVAIL	VALUE	AVAIL	VALUE	AVAIL	VALUE	AVAIL	VALUE	AVAIL	VALUE
015 613 01416		DANNY R YOCUM II	86.72	1734.40	66.76	1335.20	98.50	1970.00	30.00	600.00	281.98	5639.60
DEPARTMENT TOTALS			4232.97	78704.79	1987.75	37375.51	1947.00	39118.82	815.00	15245.08	8982.72	170444.20
015 614 01421		TROY G BROWN	6.97	128.95	31.76	587.56	.00	.00	33.00	610.50	71.73	1327.01
015 614 00251		RICKY D BURT	17.06	305.20	18.60	332.75	.00	.00	45.00	805.05	80.66	1443.00
015 614 00657		BUDDY R CULLEY II	26.77	478.92	32.41	579.81	16.25	290.71	40.00	715.60	115.43	2065.04
015 614 00367		LYNDON B JOHNSON	6.69	119.68	23.38	418.27	.50	8.95	40.00	715.60	70.57	1262.50
015 614 01099		ALLEN W MAY	92.03	1646.42	56.57	1012.04	9.25	165.48	45.00	805.05	202.85	3628.99
015 614 01468		KRISTEN A ORTIZ	15.19	212.66	23.38	327.32	.00	.00	40.00	560.00	78.57	1099.98
015 614 01365		RONDA H POLING	112.56	2161.15	80.10	1537.92	46.00	883.20	40.00	768.00	278.66	5350.27
015 614 00149		JASON R SHAW	341.74	6322.19	103.48	1914.38	3.00	55.50	45.00	832.50	493.22	9124.57
015 614 00718		JUSTIN W SHAW	64.14	1147.46	27.89	498.95	.00	.00	40.00	715.60	132.03	2362.01
015 614 01495		DUSTIN W VORSE	20.01	357.98	10.02	179.26	.00	.00	30.00	536.70	60.03	1073.94
015 614 00991		WALTER E WILLIAMS	.00	.00	.00	.00	.00	.00	.00	.00	.00	.00
DEPARTMENT TOTALS			703.16	12880.61	407.59	7388.26	75.00	1403.84	398.00	7064.60	1583.75	28737.31
015 615 01504		LESLIE F ABNER	13.34	240.12	6.68	120.24	6.00	108.00	20.00	360.00	46.02	828.36
015 615 00916		JOHN A BOSTON SR	16.77	286.60	13.53	231.23	.00	.00	20.00	341.80	50.30	859.63
015 615 00034		DANNY C EARP	480.00	8971.20	120.00	2242.80	180.25	3368.87	80.00	1495.20	860.25	16078.07
015 615 01484		CANDY K LADRIGUE	33.35	583.63	16.70	292.25	.00	.00	30.00	525.00	80.05	1400.88
015 615 01290		JOSHUA D LANGDON	23.27	407.23	86.81	1519.18	14.50	253.75	.00	.00	124.58	2180.16
015 615 01236		DARYL MCWHORTER	201.80	5129.76	91.84	2334.57	131.50	3342.73	60.00	1525.20	485.14	12332.26
015 615 01463		CLABERT D MENARD	46.69	770.39	23.38	385.77	13.50	222.75	50.00	825.00	133.57	2203.91
015 615 01333		JOSHUA K MITCHELL	57.75	952.88	86.79	1432.04	28.50	470.25	38.00	627.00	211.04	3482.17
015 615 01407		AUBREY B PETERS	48.39	967.80	56.78	1135.60	19.00	380.00	40.00	800.00	164.17	3283.40
015 615 01310		WILLIAM W RAYON	45.76	800.80	71.80	1256.50	130.25	2279.38	50.00	875.00	297.81	5211.68
015 615 01224		KAREN REITER	122.80	2357.76	93.34	1792.13	43.25	830.40	40.00	768.00	299.39	5748.29
015 615 01354		GENE A RHAME	68.07	1225.26	66.78	1202.04	24.00	432.00	30.00	540.00	188.85	3399.30
015 615 01345		TERRY C SLAUGHTER	109.41	2024.09	73.45	1358.83	103.50	1914.75	47.00	869.50	333.36	6167.17
015 615 01272		BRANDON W SONES	11.53	207.54	35.07	631.26	3.00	54.00	.00	.00	49.60	892.80
015 615 01260		ELIJAH L THRASHER JR	43.54	805.49	120.00	2220.00	19.75	365.38	31.00	573.50	214.29	3964.37
015 615 01408		ERIC S VINING	113.39	2267.80	73.43	1468.60	105.50	2110.00	40.00	800.00	332.32	6646.40
015 615 01458		CHRISTOPHER R VINING	60.03	1110.56	30.06	556.11	76.50	1415.25	20.00	370.00	186.59	3451.92
DEPARTMENT TOTALS			1495.89	29108.91	1066.44	20179.15	899.00	17547.51	596.00	11295.20	4057.33	78130.77
FUND TOTALS			8862.28	169851.34	4225.16	80313.80	3595.75	72771.88	2189.00	41038.38	18872.19	363975.40

FOR PAY PERIOD ENDING 05/10/2018

DEPT NUMBER	EMP#	EMPLOYEE NAME	--- SICK LEAVE ---		--- VACATION ---		--- COMP TIME ---		--- HOLIDAY ---		--- TOTALS ---	
			AVAIL	VALUE	AVAIL	VALUE	AVAIL	VALUE	AVAIL	VALUE	AVAIL	VALUE
DEPARTMENT TOTALS			.00	.00	.00	.00	.00	.00	.00	.00	.00	.00
059 611	00771	JACK R CARRAWAY	.00	.00	.00	.00	.00	.00	.00	.00	.00	.00
059 611	01084	TERRY L DAVIS	393.53	6394.86	100.02	1625.33	15.00	243.75	10.00	162.50	518.55	8426.44
059 611	00837	BARRY A GRAVES	.00	.00	.00	.00	.00	.00	.00	.00	.00	.00
059 611	00605	ROBERT E NOACK	136.12	2211.95	36.90	599.63	3.00	48.75	10.00	162.50	186.02	3022.83
059 611	00253	EDWIN L PSENCIK	480.00	9206.40	120.00	2301.60	150.00	2877.00	10.00	191.80	760.00	14576.80
059 611	01339	ALICE R ROLKE	.00	.00	.00	.00	.00	.00	.00	.00	.00	.00
DEPARTMENT TOTALS			1009.65	17813.21	256.92	4526.56	168.00	3169.50	30.00	516.80	1464.57	26026.07
FUND TOTALS			1009.65	17813.21	256.92	4526.56	168.00	3169.50	30.00	516.80	1464.57	26026.07

FOR PAY PERIOD ENDING 05/10/2018

DEPT NUMBER	EMP#	EMPLOYEE NAME	--- SICK LEAVE --- AVAIL VALUE	--- VACATION --- AVAIL VALUE	--- COMP TIME --- AVAIL VALUE	--- HOLIDAY --- AVAIL VALUE	--- TOTALS --- AVAIL VALUE
DEPARTMENT TOTALS			.00 .00	.00 .00	.00 .00	.00 .00	.00 .00
092 570	01511	RUTH J ALEXANDER	.00 .00	.00 .00	.00 .00	.00 .00	.00 .00
092 570	00188	KATHLEEN S BARRETT	.00 .00	.00 .00	.00 .00	.00 .00	.00 .00
092 570	01499	LINDA B BARTON	.00 .00	.00 .00	.00 .00	.00 .00	.00 .00
092 570	00304	JENNIFER C BRAUNER	.00 .00	.00 .00	.00 .00	.00 .00	.00 .00
092 570	00109	TANYA M CHILDRRESS	.00 .00	.00 .00	.00 .00	.00 .00	.00 .00
092 570	00870	MILES D HARTLEIN	.00 .00	.00 .00	.00 .00	.00 .00	.00 .00
092 570	00165	CASUNDRA K HEBERT	.00 .00	.00 .00	.00 .00	.00 .00	.00 .00
092 570	01114	JODI L HENK	.00 .00	.00 .00	.00 .00	.00 .00	.00 .00
092 570	01104	MARISA S HENRY	.00 .00	.00 .00	.00 .00	.00 .00	.00 .00
092 570	01250	KAREN R HUMBER	.00 .00	.00 .00	.00 .00	.00 .00	.00 .00
092 570	01169	CHRISTI M JOHNSON	.00 .00	.00 .00	.00 .00	.00 .00	.00 .00
092 570	00179	REAGAN E KEY	.00 .00	.00 .00	.00 .00	.00 .00	.00 .00
092 570	01472	REGINA O LE BOEUF	.00 .00	.00 .00	.00 .00	.00 .00	.00 .00
092 570	00033	DIANE P MANEK	.00 .00	.00 .00	.00 .00	.00 .00	.00 .00
092 570	00221	JOHN M MCADAMS	.00 .00	.00 .00	.00 .00	.00 .00	.00 .00
092 570	00353	CELESTE L MORENO	.00 .00	.00 .00	.00 .00	.00 .00	.00 .00
092 570	00921	LACI J OVERSTREET	.00 .00	.00 .00	.00 .00	.00 .00	.00 .00
092 570	01350	CHRISTOPHER D PARKER	.00 .00	.00 .00	.00 .00	.00 .00	.00 .00
092 570	00249	JODIE E POTETZ	.00 .00	.00 .00	.00 .00	.00 .00	.00 .00
092 570	01482	MARK W PROBERTS	.00 .00	.00 .00	.00 .00	.00 .00	.00 .00
092 570	00999	JEANETTE B RHAME	.00 .00	.00 .00	.00 .00	.00 .00	.00 .00
092 570	01496	SAMANTHA Y SANCHEZ	.00 .00	.00 .00	.00 .00	.00 .00	.00 .00
092 570	00164	STEVEN E SWAN	.00 .00	.00 .00	.00 .00	.00 .00	.00 .00
092 570	00722	LACY R TERAN	.00 .00	.00 .00	.00 .00	.00 .00	.00 .00
092 570	00208	LISA L WARREN	.00 .00	.00 .00	.00 .00	.00 .00	.00 .00
DEPARTMENT TOTALS			.00 .00	.00 .00	.00 .00	.00 .00	.00 .00
092 571	00909	LYNDA D FLEMING	.00 .00	.00 .00	.00 .00	.00 .00	.00 .00
092 571	01485	MARY E JACKSON	.00 .00	.00 .00	.00 .00	.00 .00	.00 .00
DEPARTMENT TOTALS			.00 .00	.00 .00	.00 .00	.00 .00	.00 .00
092 572	00993	VIVIANN W BOYER	.00 .00	.00 .00	.00 .00	.00 .00	.00 .00
092 572	00136	JASON W JONES	.00 .00	.00 .00	.00 .00	.00 .00	.00 .00
DEPARTMENT TOTALS			.00 .00	.00 .00	.00 .00	.00 .00	.00 .00
092 574	01136	CODY D ARNOLD	.00 .00	.00 .00	.00 .00	.00 .00	.00 .00
092 574	00204	ERICKA R CARLOCK	.00 .00	.00 .00	.00 .00	.00 .00	.00 .00
092 574	01501	CHARLES E CARVER	.00 .00	.00 .00	.00 .00	.00 .00	.00 .00
092 574	00869	JEFFERY S LEE	.00 .00	.00 .00	.00 .00	.00 .00	.00 .00



FOR PAY PERIOD ENDING 05/10/2018

DEPT NUMBER	EMP#	EMPLOYEE NAME	--- SICK LEAVE ---		---- VACATION ----		----- COMP TIME -----		----- HOLIDAY -----		----- TOTALS -----	
			AVAIL	VALUE	AVAIL	VALUE	AVAIL	VALUE	AVAIL	VALUE	AVAIL	VALUE
092 574	01318	ROGER G WIEBELHAUS	.00	.00	.00	.00	.00	.00	.00	.00	.00	.00
		DEPARTMENT TOTALS	.00	.00	.00	.00	.00	.00	.00	.00	.00	.00
092 575	00163	JON K PATTON	.00	.00	.00	.00	.00	.00	.00	.00	.00	.00
		DEPARTMENT TOTALS	.00	.00	.00	.00	.00	.00	.00	.00	.00	.00
		FUND TOTALS	.00	.00	.00	.00	.00	.00	.00	.00	.00	.00

VACATION AND SICK LEAVE LIABILITY REPORT FOR LIBERTY COUNTY

FOR PAY PERIOD ENDING 05/10/2018

DEPT NUMBER	EMP#	EMPLOYEE NAME	--- SICK LEAVE --- AVAIL VALUE	--- VACATION --- AVAIL VALUE	--- COMP TIME --- AVAIL VALUE	--- HOLIDAY --- AVAIL VALUE	----- TOTALS ----- AVAIL VALUE	----- TOTALS ----- AVAIL VALUE
DEPARTMENT TOTALS			.00 .00	.00 .00	.00 .00	.00 .00	.00 .00	.00 .00
093 570	00082	MOLLY K MCADAMS	395.31 9997.39	112.50 2845.13	17.00 429.93	.00 .00	524.81 13272.45	
093 570	00371	TREY A MCCONNELL II	480.00 11822.40	120.00 2955.60	22.00 541.86	.00 .00	622.00 15319.86	
093 570	00625	LAURIE N MCMILLAN	74.72 1659.53	32.72 726.71	.00 .00	.00 .00	107.44 2386.24	
093 570	01115	DIANA K RODRIGUEZ	.00 .00	.00 .00	.00 .00	.00 .00	.00 .00	
093 570	00184	ANTHONY R SCOTT	480.00 21676.80	97.00 4380.52	.00 .00	.00 .00	577.00 26057.32	
DEPARTMENT TOTALS			1430.03 45156.12	362.22 10907.96	39.00 971.79	.00 .00	1831.25 57035.87	
FUND TOTALS			1430.03 45156.12	362.22 10907.96	39.00 971.79	.00 .00	1831.25 57035.87	

FOR PAY PERIOD ENDING 05/10/2018

DEPT NUMBER	EMP#	EMPLOYEE NAME	--- SICK LEAVE ---		---- VACATION ----		---- COMP TIME ---		---- HOLIDAY ----		----- TOTALS -----	
			AVAIL	VALUE	AVAIL	VALUE	AVAIL	VALUE	AVAIL	VALUE	AVAIL	VALUE
GRAND TOTALS			54574.88	157616.01	21660.99	447122.62	20769.58	427467.76	22190.50	461092.45	19195.95	2493298.84

Section 6 – Check Register

Bank Account	Check Number	Check Date	Payee	Amount	Type	Voided
CSCD FEES	2003	03/20/2018	LIBERTY COUNTY	37.30	CHK	
ORDD	2073	03/07/2018	HEALTH CARE SERVICE CORP.	7,314.28	CHK	
ORDD	2074	03/07/2018	MUSTANG CAT	2,151.77	CHK	
ORDD	2075	03/07/2018	ALICE R. ROLKE	189.81	CHK	
ORDD	2076	03/07/2018	VERIZON WIRELESS	33.62	CHK	
ORDD	2077	03/07/2018	TAC RISK MANAGEMENT POOL	538.00	CHK	
ORDD	2078	03/07/2018	DEARBORN NATIONAL LIFE INSURAN	207.47	CHK	
* ORDD	2080	03/21/2018	JOHN DEERE FINANCIAL	1,682.41	CHK	
CSCD	19817	03/07/2018	BUSINESS CARD	1,754.28	CHK	
CSCD	19818	03/07/2018	ARMADILLO PRINTING & GRAPHICS	150.00	CHK	
CSCD	19819	03/07/2018	MILAM DISCOUNT TIRE	102.50	CHK	
CSCD	19820	03/07/2018	VERIZON WIRELESS	405.04	CHK	
CSCD	19821	03/07/2018	JOHN DEERE FINANCIAL	100.55	CHK	
CSCD	19822	03/07/2018	A-1 TEL-COM SECURITY	42.95	CHK	
CSCD	19823	03/07/2018	CINTAS	110.51	CHK	
CSCD	19824	03/08/2018	COMPUTER SOLUTIONS	1,760.00	CHK	
CSCD	19825	03/08/2018	J.J. CHEVRON	321.19	CHK	
CSCD	19826	03/08/2018	KONICA MINOLTA BUSINESS SOLUTI	726.01	CHK	
CSCD	19827	03/08/2018	INTERNET MANAGEMENT SERVICES,	229.90	CHK	
CSCD	19828	03/08/2018	LEXIS NEXIS RISK DATA MANAGEME	100.00	CHK	
* CSCD	19830	03/20/2018	VALERO MARKETING & SUPPLY CO.	142.18	CHK	
CSCD	19831	03/20/2018	DISA GLOBAL SOLUTIONS, INC.	1,744.50	CHK	
CSCD	19832	03/20/2018	TDCJ-CASHIERS OFFICE	114.45	CHK	
MAIN	26113	03/01/2018	CHARLES WIGGINS	1,250.00	CHK	
MAIN	26114	03/01/2018	CLEVELAND SENIOR CITIZENS	833.33	CHK	
MAIN	26115	03/01/2018	DAYTON SENIOR CITIZENS	833.33	CHK	
MAIN	26116	03/01/2018	GRACE INITIATIVE OF SOUTH LIBE	833.33	CHK	
MAIN	26117	03/01/2018	HARDIN SENIOR CITIZENS	333.33	CHK	
MAIN	26118	03/01/2018	LIBERTY COUNTY EMS, INC.	21,250.00	CHK	
MAIN	26119	03/01/2018	MARK MOREFIELD	1,800.00	CHK	
MAIN	26120	03/01/2018	PICKETT JOINT PROPERTIES	900.00	CHK	
MAIN	26121	03/01/2018	TRI-COUNTY MHRM	5,302.33	CHK	
MAIN	26122	03/07/2018	KELLY SEMIEN	200.66	CHK	
MAIN	26123	03/07/2018	LUCY TREVIZO	120.00	CHK	
MAIN	26124	03/07/2018	VALERO MARKETING & SUPPLY CO.	12.68	CHK	
MAIN	26125	03/12/2018	TEXAS CHILDREN'S HOSPITAL	210.00	CHK	
MAIN	26126	03/12/2018	JURY CHECK	200.00	CHK	
MAIN	26127	03/12/2018	JURY CHECK	200.00	CHK	
MAIN	26128	03/12/2018	JURY CHECK	200.00	CHK	
MAIN	26129	03/12/2018	JURY CHECK	200.00	CHK	
MAIN	26130	03/12/2018	JURY CHECK	200.00	CHK	
MAIN	26131	03/12/2018	JURY CHECK	200.00	CHK	
MAIN	26132	03/12/2018	JURY CHECK	200.00	CHK	
MAIN	26133	03/12/2018	JURY CHECK	200.00	CHK	
MAIN	26134	03/12/2018	JURY CHECK	200.00	CHK	
MAIN	26135	03/12/2018	JURY CHECK	200.00	CHK	
MAIN	26136	03/12/2018	JURY CHECK	200.00	CHK	
MAIN	26137	03/12/2018	JURY CHECK	200.00	CHK	
MAIN	26138	03/12/2018	JURY CHECK	46.00	CHK	
MAIN	26139	03/12/2018	JURY CHECK	46.00	CHK	
MAIN	26140	03/12/2018	JURY CHECK	46.00	CHK	
MAIN	26141	03/12/2018	JURY CHECK	46.00	CHK	

\* INDICATES A GAP IN CHECK # SEQUENCE

Bank Account	Check Number	Check Date	Payee	Amount	Type	Voided
MAIN	26142	03/12/2018	JURY CHECK	46.00	CHK	
MAIN	26143	03/12/2018	JURY CHECK	46.00	CHK	
MAIN	26144	03/12/2018	JURY CHECK	46.00	CHK	
MAIN	26145	03/12/2018	JURY CHECK	46.00	CHK	
MAIN	26146	03/12/2018	JURY CHECK	46.00	CHK	
MAIN	26147	03/12/2018	JURY CHECK	46.00	CHK	
MAIN	26148	03/12/2018	JURY CHECK	46.00	CHK	
MAIN	26149	03/12/2018	JURY CHECK	86.00	CHK	
MAIN	26150	03/12/2018	JURY CHECK	86.00	CHK	
MAIN	26151	03/12/2018	JURY CHECK	86.00	CHK	
MAIN	26152	03/12/2018	JURY CHECK	86.00	CHK	
MAIN	26153	03/12/2018	JURY CHECK	86.00	CHK	
MAIN	26154	03/12/2018	JURY CHECK	86.00	CHK	
MAIN	26155	03/12/2018	JURY CHECK	86.00	CHK	04/03/2018
MAIN	26156	03/12/2018	JURY CHECK	86.00	CHK	
MAIN	26157	03/12/2018	JURY CHECK	86.00	CHK	
MAIN	26158	03/12/2018	JURY CHECK	86.00	CHK	
MAIN	26159	03/12/2018	JURY CHECK	86.00	CHK	
MAIN	26160	03/12/2018	JURY CHECK	86.00	CHK	
MAIN	26161	03/13/2018	LIBERTY POSTMASTER	116.00	CHK	
MAIN	26162	03/13/2018	QUILL	362.98	CHK	
MAIN	26163	03/13/2018	READYREFRESH	49.90	CHK	
MAIN	26164	03/13/2018	SIERRA SPRINGS	27.41	CHK	
MAIN	26165	03/13/2018	SOUTHEAST TEXAS WATER	15.90	CHK	
MAIN	26166	03/13/2018	TRANS UNION RISK & ALTERNATIVE	25.00	CHK	
MAIN	26167	03/13/2018	TRANS UNION RISK & ALTERNATIVE	36.80	CHK	
MAIN	26168	03/13/2018	VOYAGER FLEET SYSTEMS, INC.	683.38	CHK	
MAIN	26169	03/13/2018	WALMART COMMUNITY/GE CONSUMERS	94.69	CHK	
MAIN	26170	03/13/2018	WALMART COMMUNITY/GE CONSUMERS	69.02	CHK	
MAIN	26171	03/13/2018	A T & T	62.41	CHK	
MAIN	26172	03/13/2018	A-1 TEL-COM SECURITY	110.94	CHK	
MAIN	26173	03/13/2018	ACTION MOBILE	934.00	CHK	
MAIN	26174	03/13/2018	ADAMS MAINTENANCE, LLC	151.23	CHK	
MAIN	26175	03/13/2018	ADRIAN DRIVER	63.22	CHK	
MAIN	26176	03/13/2018	AKIN'S AUTO & SERVICE CENTER	2,777.31	CHK	
MAIN	26177	03/13/2018	ALEXIS CORDOVA	222.04	CHK	
MAIN	26178	03/13/2018	ALLEN R. GRIFFIN, O.D.	140.00	CHK	
MAIN	26179	03/13/2018	ALLIED ELEVATOR	300.00	CHK	
MAIN	26180	03/13/2018	ALLISON TROUSDALE	1,500.00	CHK	
MAIN	26181	03/13/2018	AMANDA BROOKS	105.95	CHK	
MAIN	26182	03/13/2018	AMERICAN INDUSTRIAL - CLEVELAN	30.00	CHK	
MAIN	26183	03/13/2018	AMERICAN LAW ENFORCEMENT RADAR	200.00	CHK	
MAIN	26184	03/13/2018	AMERICAN STAMP & MARKING PRODU	795.89	CHK	
MAIN	26185	03/13/2018	AMERICAN TIRE DISTRIBUTOR	3,429.12	CHK	
MAIN	26186	03/13/2018	AMERICAN TOWER SYSTEMS, L.P.	3,350.48	CHK	
MAIN	26187	03/13/2018	ANDERSON FORD	45.64	CHK	
MAIN	26188	03/13/2018	ANDRES FERNANDEZ=DIAZ	1,950.00	CHK	
MAIN	26189	03/13/2018	AT & T	387.56	CHK	
MAIN	26190	03/13/2018	AT&T	450.17	CHK	
MAIN	26191	03/13/2018	AUTO ZONE	100.44	CHK	
MAIN	26192	03/13/2018	B J FORD-MERCURY CO	79.72	CHK	
MAIN	26193	03/13/2018	BENITO PEREZ	1,558.00	CHK	

Bank Account	Check Number	Check Date	Payee	Amount	Type	Voided
MAIN	26194	03/13/2018	BETTY EDWARDS	35.97	CHK	
MAIN	26195	03/13/2018	BLUEBONNET NATURAL GAS, LLC	48.21	CHK	
MAIN	26196	03/13/2018	BRENDA FAIRCHILD	1,057.90	CHK	
MAIN	26197	03/13/2018	BRENDA PECKINPAUGH	27.80	CHK	
MAIN	26198	03/13/2018	BRETT AUDILET	29.51	CHK	
MAIN	26199	03/13/2018	BUSINESS INFORMATION SYSTEMS,	870.00	CHK	
MAIN	26200	03/13/2018	BUSTER BROWN PROPANE SERVICES	263.81	CHK	
MAIN	26201	03/13/2018	CALDWELL COUNTRY FORD	49,656.00	CHK	
MAIN	26202	03/13/2018	CANON FINANCIAL SERVICES	401.82	CHK	
MAIN	26203	03/13/2018	CANON SOLUTIONS AMERICA	60.78	CHK	
MAIN	26204	03/13/2018	CAPRISK CONSULTING GROUP	3,950.00	CHK	
MAIN	26205	03/13/2018	CASA DON BONI	239.93	CHK	
MAIN	26206	03/13/2018	CATHY MCCLUSKY	13.60	CHK	
MAIN	26207	03/13/2018	CDW-G	1,128.28	CHK	
MAIN	26208	03/13/2018	CENTERPOINT ENERGY ENTEX	630.91	CHK	
MAIN	26209	03/13/2018	CHAD ELMORE	619.32	CHK	
MAIN	26210	03/13/2018	CHAMBERS AMERICAN PRODUCTS, IN	137,550.00	CHK	
MAIN	26211	03/13/2018	CHRIS DRYER	5.07	CHK	
MAIN	26212	03/13/2018	CHRISTUS ST. ELIZABETH HOSPITA	866.00	CHK	
MAIN	26213	03/13/2018	CIARA B. TANNER	2,775.00	CHK	
MAIN	26214	03/13/2018	CITY OF CLEVELAND	460.18	CHK	
MAIN	26215	03/13/2018	CITY OF HARDIN	64.00	CHK	
MAIN	26216	03/13/2018	CITY OF LIBERTY	601.76	CHK	
MAIN	26217	03/13/2018	CLARIBETH MACIAS	236.53	CHK	
MAIN	26218	03/13/2018	CLAWSON'S COPY SHOPPE	38.05	CHK	
MAIN	26219	03/13/2018	CLEVELAND FIRE DEPT.	7,416.67	CHK	
MAIN	26220	03/13/2018	CLIFTON V. SMITH COURT REPORT	45.00	CHK	
MAIN	26221	03/13/2018	CMRS-PB	10,000.00	CHK	
MAIN	26222	03/13/2018	CNH CAPITAL AMERICA LLC	2,753.00	CHK	
MAIN	26223	03/13/2018	COASTAL WELDING SUPPLY	2,811.25	CHK	
MAIN	26224	03/13/2018	CODY PARRISH-JP#3	66.00	CHK	
MAIN	26225	03/13/2018	COMCAST	10,899.60	CHK	
MAIN	26226	03/13/2018	COMCAST	800.35	CHK	
MAIN	26227	03/13/2018	COMPUTER SOLUTIONS	185.00	CHK	
MAIN	26228	03/13/2018	COMPUTER TUNE-UP SERVICES	8,750.00	CHK	
MAIN	26229	03/13/2018	CREATIVE PRODUCT SOURCING, INC	442.58	CHK	
MAIN	26230	03/13/2018	CRYSTAL MAGEE	2,525.00	CHK	
MAIN	26231	03/13/2018	CYNTHIA HELMS	5,999.00	CHK	
MAIN	26232	03/13/2018	CYPRESS LAKES VOLUNTEER FIRE D	2,500.00	CHK	
MAIN	26233	03/13/2018	DAN BRADLEY	10,083.21	CHK	
MAIN	26234	03/13/2018	DARLA DIAZ	272.30	CHK	
MAIN	26235	03/13/2018	DARYL MCWHORTER	21.64	CHK	
MAIN	26236	03/13/2018	DAYTON VFD	5,416.67	CHK	
MAIN	26237	03/13/2018	DE LAGE LANDEN FINANCIAL SVCS,	2,344.41	CHK	
MAIN	26238	03/13/2018	DEVERS VFD	2,250.00	CHK	
MAIN	26239	03/13/2018	DISH	59.36	CHK	
MAIN	26240	03/13/2018	ELIZABETH E. COKER	1,200.00	CHK	
MAIN	26241	03/13/2018	ENTERGY	3,455.12	CHK	
MAIN	26242	03/13/2018	EUGENE HONG	450.00	CHK	
MAIN	26243	03/13/2018	EXPRESS LUBE OF LIBERTY	89.15	CHK	
MAIN	26244	03/13/2018	F M M S HOLDINGS OF TEXAS, LLC	5,850.00	CHK	
MAIN	26245	03/13/2018	FARRAH F. HARPER	3,600.00	CHK	

Bank Account	Check Number	Check Date	Payee	Amount	Type	Voided
MAIN	26246	03/13/2018	FASTEST GALLERIA	1,000.00	CHK	
MAIN	26247	03/13/2018	FREDDY'S AUTO REPAIR	891.95	CHK	
MAIN	26248	03/13/2018	FRONTIER COMMUNICATIONS	3,363.51	CHK	
MAIN	26249	03/13/2018	G & K SERVICES	1,177.36	CHK	
MAIN	26250	03/13/2018	GALLS, LLC	356.40	CHK	
MAIN	26251	03/13/2018	GEO CORRECTIONS AND DETENTION,	292,811.79	CHK	
MAIN	26252	03/13/2018	GEORGE DELOACH, DO	216.82	CHK	
MAIN	26253	03/13/2018	GIGATRON SOFTWARE CORPORATION	724.00	CHK	
MAIN	26254	03/13/2018	HALLSIGNS	4,671.18	CHK	
MAIN	26255	03/13/2018	HARDIN VFD	1,250.00	CHK	
MAIN	26256	03/13/2018	HARDIN WATER SUPPLY CORP.	55.18	CHK	
MAIN	26257	03/13/2018	HAROLD SEAY	412.17	CHK	
MAIN	26258	03/13/2018	HART INTERCIVIC, INC.	1,740.66	CHK	
MAIN	26259	03/13/2018	HENSCEY ELECTRIC & AIR COND.	235.00	CHK	
MAIN	26260	03/13/2018	HEWLETT PACKARD CORP.	78.00	CHK	
MAIN	26261	03/13/2018	HIGHWAY 321 VFD	5,916.67	CHK	
MAIN	26262	03/13/2018	HOPE CROSS	187.48	CHK	
MAIN	26263	03/13/2018	HOUSTON CHRONICLE	257.32	CHK	
MAIN	26264	03/13/2018	HUGHES & LEISSNER	1,108.00	CHK	
MAIN	26265	03/13/2018	HULL FRESH WATER SUPPLY DIST.	49.25	CHK	
MAIN	26266	03/13/2018	HULL-DAISETTA VFD	2,083.33	CHK	
MAIN	26267	03/13/2018	INDIGENT HEALTHCARE SOLUTIONS	2,705.00	CHK	
MAIN	26268	03/13/2018	INTAB, LLC	140.11	CHK	
MAIN	26269	03/13/2018	INTERNET MANAGEMENT SERVICES,	1,567.45	CHK	
MAIN	26270	03/13/2018	ISI COMMERCIAL REFRIGERATION	376.00	CHK	
MAIN	26271	03/13/2018	JAIME CARTER	450.00	CHK	
MAIN	26272	03/13/2018	JAMES M. GOTT	3,900.00	CHK	
MAIN	26273	03/13/2018	JAMES REAVES	596.51	CHK	
MAIN	26274	03/13/2018	JAMIE M. HUDSPETH	244.50	CHK	
MAIN	26275	03/13/2018	JAMISON UNDERWRITING SERVICES	1,970.13	CHK	
MAIN	26276	03/13/2018	JASPER TRANSMISSION	2,665.00	CHK	
MAIN	26277	03/13/2018	JENNIFER HAZLETT	196.00	CHK	
MAIN	26278	03/13/2018	JESSICA M HARWELL	196.00	CHK	
MAIN	26279	03/13/2018	JO ANNE LEGER	674.49	CHK	
MAIN	26280	03/13/2018	JOHN J. HEBERT DIST. INC.	6,089.91	CHK	
MAIN	26281	03/13/2018	JOHN WILSON	129.86	CHK	
MAIN	26282	03/13/2018	JOLYNN REYNOLDS	189.66	CHK	
MAIN	26283	03/13/2018	KAYLA HERRINGTON	2,031.56	CHK	
MAIN	26284	03/13/2018	KEATON D. KIRKWOOD	1,650.00	CHK	
MAIN	26285	03/13/2018	KENEFICK VFD	1,000.00	CHK	
MAIN	26286	03/13/2018	KIMBERLY MEADOWS	996.88	CHK	
MAIN	26287	03/13/2018	KIMBERLY RODDEN	1,558.00	CHK	
MAIN	26288	03/13/2018	KNIFE RIVER	5,672.40	CHK	
MAIN	26289	03/13/2018	KORI HOLMES	63.32	CHK	
MAIN	26290	03/13/2018	LAMBERT'S AFFORDABLE STUMP GRI	875.00	CHK	
MAIN	26291	03/13/2018	LASER PRINTERS & MAILING SVCS	26,200.30	CHK	
MAIN	26292	03/13/2018	LAURIE LONG	531.16	CHK	
MAIN	26293	03/13/2018	LEVEL 3 COMMUNICATIONS, LLC	3,764.31	CHK	
MAIN	26294	03/13/2018	LIBERTY CO TAX OFC	37.50	CHK	
MAIN	26295	03/13/2018	LIBERTY CO. CHILD PROT SVC.	189.46	CHK	
MAIN	26296	03/13/2018	LIBERTY COUNTY CLERK	2,045.00	CHK	
MAIN	26297	03/13/2018	LIBERTY COUNTY DIST. ATTORNEY'	50.00	CHK	



Bank Account	Check Number	Check Date	Payee	Amount	Type	Voided
MAIN	26298	03/13/2018	LIBERTY COUNTY JP#4	1,050.00	CHK	
MAIN	26299	03/13/2018	LIBERTY FIRE DEPT.	916.67	CHK	
MAIN	26300	03/13/2018	LIBERTY GAZETTE	40.53	CHK	
MAIN	26301	03/13/2018	LIBERTY PEST CONTROL	65.00	CHK	
MAIN	26302	03/13/2018	LIBERTY/DAYTON HOSPITAL	956.76	CHK	
MAIN	26303	03/13/2018	LINDA LEONARD	614.64	CHK	
MAIN	26304	03/13/2018	LINMARIE GARSEE & ASSOCIATES	2,788.50	CHK	
MAIN	26305	03/13/2018	LISA O'BANNON	500.00	CHK	
MAIN	26306	03/13/2018	LONE STAR PRODUCTS & EQUIPMENT	1,590.00	CHK	
MAIN	26307	03/13/2018	LT'S GARBAGE SERVICE	419.12	CHK	
MAIN	26308	03/13/2018	M & M AUTOMOTIVE	120.66	CHK	
MAIN	26309	03/13/2018	MCCOY'S	390.15	CHK	
MAIN	26310	03/13/2018	MCGRIFF, SEIBELS & WILLIAMS, I	100.48	CHK	
MAIN	26311	03/13/2018	MICHELLE MANGUM-MERENDINO	8,725.00	CHK	
MAIN	26312	03/13/2018	MILAM DISCOUNT TIRE	155.00	CHK	
MAIN	26313	03/13/2018	MONTGOMERY COUNTY JUVENILE DEP	4,900.00	CHK	
MAIN	26314	03/13/2018	MOSS BLUFF VFD	1,916.67	CHK	
MAIN	26315	03/13/2018	NEAL FUNERAL HOME	460.00	CHK	
MAIN	26316	03/13/2018	NELL SEWELL	75.00	CHK	
MAIN	26317	03/13/2018	NORTH LIBERTY VFD	3,833.33	CHK	
MAIN	26318	03/13/2018	NOVROZSKY'S HAMBURGERS	188.02	CHK	
MAIN	26319	03/13/2018	O'REILLY AUTOMOTIVE STORES, IN	1,228.30	CHK	
MAIN	26320	03/13/2018	OFFICE DEPOT	8,525.37	CHK	
MAIN	26321	03/13/2018	PACE-STANCIL FUNERAL HOME	295.00	CHK	
MAIN	26322	03/13/2018	PALAIS ROYAL	1,800.00	CHK	
MAIN	26323	03/13/2018	PLASTIX PLUS LLC	10,625.00	CHK	
MAIN	26324	03/13/2018	PLATINUM COPIER SOLUTIONS, LLC	2,388.15	CHK	
MAIN	26325	03/13/2018	PLUM GROVE VFD	4,166.67	CHK	
MAIN	26326	03/13/2018	POTETZ HOME CENTER	269.83	CHK	
MAIN	26327	03/13/2018	POTETZ HOME CENTER	621.16	CHK	
MAIN	26328	03/13/2018	PRECISE SAFETY & CONSULTING, I	420.00	CHK	
MAIN	26329	03/13/2018	PREMIER CARDIOVASCULAR CONSULT	59.56	CHK	
MAIN	26330	03/13/2018	PRODUCTION EQUIPMENT SUPPLY C	142.00	CHK	
MAIN	26331	03/13/2018	QUEST DIAGNOSTIC	76.50	CHK	
MAIN	26332	03/13/2018	QUILL	369.23	CHK	
MAIN	26333	03/13/2018	RED WING SHOE STORE	579.99	CHK	
MAIN	26334	03/13/2018	RICHARD WATSON	825.00	CHK	
MAIN	26335	03/13/2018	RICOH	658.10	CHK	
MAIN	26336	03/13/2018	ROAR POSTAL SUPPLIES	601.36	CHK	
MAIN	26337	03/13/2018	ROGER CHRISCO	750.00	CHK	
MAIN	26338	03/13/2018	ROLONDRIA WEBB	23.76	CHK	
MAIN	26339	03/13/2018	ROY FLORA	310.11	CHK	
MAIN	26340	03/13/2018	SARAH ELLIS IVERSON	2,275.00	CHK	
MAIN	26341	03/13/2018	SCRIPT CARE, LTD	352.31	CHK	
MAIN	26342	03/13/2018	SEABREEZE CULVERT	33,638.60	CHK	
MAIN	26343	03/13/2018	SHELBEIGH DRAKE	4.67	CHK	
MAIN	26344	03/13/2018	SHONDA RILEY	4.67	CHK	
MAIN	26345	03/13/2018	SHOPPA'S	601.58	CHK	
MAIN	26346	03/13/2018	SMART'S TRUCK & TRAILER EQUIP	475.00	CHK	
MAIN	26347	03/13/2018	SOUTH LIBERTY CO. HAZARDOUS	2,916.67	CHK	
MAIN	26348	03/13/2018	SOUTHEAST TEXAS WATER	70.70	CHK	
MAIN	26349	03/13/2018	SOUTHERN CRUSHED CONCRETE, LLC	3,723.84	CHK	

Bank Account	Check Number	Check Date	Payee	Amount	Type	Voided
MAIN	26350	03/13/2018	SOUTHERN TIRE MART, LLC	780.72	CHK	
MAIN	26351	03/13/2018	SPINDLEMEDIA INC.	48,523.00	CHK	
MAIN	26352	03/13/2018	SUPPLYWORKS	1,149.80	CHK	
MAIN	26353	03/13/2018	T & T TIRE SERVICE	233.00	CHK	
MAIN	26354	03/13/2018	T A C	250.00	CHK	
MAIN	26355	03/13/2018	TAC	295.00	CHK	
MAIN	26356	03/13/2018	TAMMY MANUEL	780.84	CHK	
MAIN	26357	03/13/2018	TARKINGTON VFD	6,833.33	CHK	
MAIN	26358	03/13/2018	TARKINGTON WATER SUPPLY CORP.	46.20	CHK	
MAIN	26359	03/13/2018	TCEQ	861.00	CHK	
MAIN	26360	03/13/2018	TDCAA NOW TRUST FUND	55.00	CHK	
MAIN	26361	03/13/2018	TETRA TECH, INC.	76,451.60	CHK	
MAIN	26362	03/13/2018	TEXAS DEPT. OF PUBLIC SAFETY	180.00	CHK	
MAIN	26363	03/13/2018	TEXAS PARKS & WILDLIFE	946.70	CHK	
MAIN	26364	03/13/2018	TEXAS SECURITY SHREDDING	50.00	CHK	
MAIN	26365	03/13/2018	TRAVELERS	826.00	CHK	
MAIN	26366	03/13/2018	TREY MCCONNELL	91.00	CHK	
MAIN	26367	03/13/2018	TRINITY VALLEY TRACTORS, INC.	12.65	CHK	
MAIN	26368	03/13/2018	TURNER LEGAL GROUP	450.00	CHK	
MAIN	26369	03/13/2018	TX. DEPT. OF STATE HEALTH SERV	356.85	CHK	
MAIN	26370	03/13/2018	TX. WILDLIFE DAMAGE MGT. FD.	3,200.00	CHK	
MAIN	26371	03/13/2018	VERIZON WIRELESS	3,866.92	CHK	
MAIN	26372	03/13/2018	VFW	1,400.00	CHK	
MAIN	26373	03/13/2018	VINDICATOR & PROGRESS	355.60	CHK	
MAIN	26374	03/13/2018	VOYAGER FLEET SYSTEMS, INC.	131.43	CHK	
MAIN	26375	03/13/2018	WADE BROWN/JP#5	150.00	CHK	
MAIN	26376	03/13/2018	WASTE MANAGEMENT	5,857.71	CHK	
MAIN	26377	03/13/2018	WAY SERVICE LTD	11,615.00	CHK	
MAIN	26378	03/13/2018	WENDLANDS FARM PRODUCTS	300.00	CHK	
MAIN	26379	03/13/2018	WEST GROUP PAYMENT CENTER	2,631.29	CHK	
MAIN	26380	03/13/2018	WEST HOUSTON RADIOLOGY ASSOCIA	66.56	CHK	
MAIN	26381	03/13/2018	WESTLAKE VFD	583.33	CHK	
MAIN	26382	03/13/2018	WEX BANK	20,192.52	CHK	
MAIN	26383	03/13/2018	WHITENER ENTERPRISES INC.	5,241.53	CHK	
MAIN	26384	03/13/2018	WHITENERS-DAYTON	15.74	CHK	
MAIN	26385	03/13/2018	WILLIAM HERGEMUELLER	468.16	CHK	
MAIN	26386	03/13/2018	WOODPECKER VFD	1,000.00	CHK	
MAIN	26387	03/13/2018	XEROX CORPORATION	1,416.25	CHK	
MAIN	26388	03/13/2018	CAPITAL TITLE OF TEXAS	2,337.00	CHK	
MAIN	26389	03/13/2018	CAPITAL TITLE OF TEXAS	1,742.00	CHK	
MAIN	26390	03/13/2018	CAPITAL TITLE OF TEXAS	21,380.00	CHK	
MAIN	26391	03/13/2018	CONTRACT LAND STAFF, LLC	1,032.78	CHK	
MAIN	26392	03/15/2018	HARTFORD LIFE INSURANCE COMPAN	96.20	CHK	
MAIN	26393	03/15/2018	LIBERTY CO TEACHER CRED UNION	2,579.18	CHK	
MAIN	26394	03/15/2018	LIBERTY COUNTY INSURANCE & BEN	236,860.60	CHK	
MAIN	26395	03/15/2018	LIBERTY COUNTY PAYROLL	6,389.42	CHK	
MAIN	26396	03/15/2018	LIBERTY COUNTY PAYROLL	4,954.24	CHK	
MAIN	26397	03/15/2018	LIBERTY COUNTY PAYROLL	100.00	CHK	
MAIN	26398	03/15/2018	LIBERTY COUNTY PAYROLL CLEARIN	82,136.92	CHK	
MAIN	26399	03/15/2018	LIBERTY COUNTY PAYROLL CLEARIN	19,209.32	CHK	
MAIN	26400	03/15/2018	LIBERTY COUNTY PAYROLL CLEARIN	52,708.69	CHK	
MAIN	26401	03/15/2018	LIBERTY COUNTY PAYROLL CLEARIN	499,599.18	CHK	

Bank Account	Check Number	Check Date	Payee	Amount	Type	Voided
MAIN	26402	03/15/2018	NATIONWIDE RETIREMENT SOLUTION	890.00	CHK	
MAIN	26403	03/15/2018	SOCIAL SECURITY ADMINISTRATION	153.86	CHK	
MAIN	26404	03/15/2018	THE HARTFORD	838.00	CHK	
MAIN	26405	03/15/2018	VALIC C/O JP MORGAN CHASE	721.00	CHK	
MAIN	26406	03/14/2018	LIBERTY CO ATTORNEY'S OFFICE	10.00	CHK	
MAIN	26407	03/14/2018	AUDRA VAUGHN	14.00	CHK	
MAIN	26408	03/14/2018	JODIE JONES	506.00	CHK	
MAIN	26409	03/14/2018	DAVID VIATOR, JR	12.00	CHK	
MAIN	26410	03/14/2018	WALMART STORE #1186	102.00	CHK	
MAIN	26411	03/14/2018	LANE MARCOTTE	78.00	CHK	
MAIN	26412	03/14/2018	ALICIA MARIE WASHINGTON	18.00	CHK	
MAIN	26413	03/14/2018	RENEE SANDERSON	26.00	CHK	
MAIN	26414	03/14/2018	EDWARD DEAN WEAVER	200.00	CHK	
MAIN	26415	03/14/2018	MICHAEL FOREMAN	38.00	CHK	
MAIN	26416	03/14/2018	DOLLAR GENERAL STORE	20.00	CHK	
MAIN	26417	03/14/2018	RENT-A-CENTER	425.00	CHK	
MAIN	26418	03/14/2018	TEXAS DEPT. OF PUBLIC SAFETY	265.00	CHK	
MAIN	26419	03/21/2018	MOLLY K. MCADAMS	61.19	CHK	
MAIN	26420	03/21/2018	EMBASSY SUITES	427.80	CHK	
MAIN	26421	03/21/2018	LUCY TREVIZO	120.00	CHK	
MAIN	26422	03/21/2018	SANDRA L. DUNNUCK	300.00	CHK	
MAIN	26423	03/21/2018	TEXAS GANG INVESTIGATORS ASSN	275.00	CHK	
MAIN	26424	03/27/2018	CANON SOLUTIONS AMERICA	38.46	CHK	
MAIN	26425	03/27/2018	QUILL	345.99	CHK	
MAIN	26426	03/27/2018	QUILL	65.99	CHK	
MAIN	26427	03/27/2018	READYREFRESH	103.02	CHK	
MAIN	26428	03/27/2018	SIERRA SPRINGS	30.63	CHK	
MAIN	26429	03/27/2018	SIERRA SPRINGS	137.43	CHK	
MAIN	26430	03/27/2018	TEXAS ASSOCIATION FOR COURT AD	75.00	CHK	
MAIN	26431	03/27/2018	VERIZON WIRELESS	79.11	CHK	
MAIN	26432	03/27/2018	A & A RADIATOR AND AUTOMOTIVE	1,581.63	CHK	
MAIN	26433	03/27/2018	A T & T	63.12	CHK	
MAIN	26434	03/27/2018	A-1 TEL-COM SECURITY	486.50	CHK	
MAIN	26435	03/27/2018	A-1 TELCOM	2,685.00	CHK	
MAIN	26436	03/27/2018	ALFORD FUELS	893.00	CHK	
MAIN	26437	03/27/2018	ALLEN'S GARAGE	799.00	CHK	
MAIN	26438	03/27/2018	ALLISON TROUSDALE	2,600.00	CHK	
MAIN	26439	03/27/2018	AMANDA BAKER	9.16	CHK	
MAIN	26440	03/27/2018	AMERICAN TIRE DISTRIBUTOR	5,971.20	CHK	
MAIN	26441	03/27/2018	ANDRES FERNANDEZ=DIAZ	3,500.00	CHK	
MAIN	26442	03/27/2018	ASCO	4.76	CHK	
MAIN	26443	03/27/2018	AT & T	308.57	CHK	
MAIN	26444	03/27/2018	AT&T	3,108.00	CHK	
MAIN	26445	03/27/2018	B J FORD-MERCURY CO	237.15	CHK	
MAIN	26446	03/27/2018	BAILEY'S HOUSE OF GUNS, INC	2,014.90	CHK	
MAIN	26447	03/27/2018	BAYLOR COLLEGE OF MEDICINE RAD	199.15	CHK	
MAIN	26448	03/27/2018	BIG THICKET VETERINARY CLINIC	25.65	CHK	
MAIN	26449	03/27/2018	BILL SPEERS	500.00	CHK	
MAIN	26450	03/27/2018	BLUE TARP FINANCIAL	709.93	CHK	
MAIN	26451	03/27/2018	BROOKSHIRE BROS LTD.	142.45	CHK	
MAIN	26452	03/27/2018	BROOKSIDE EQUIPMENT SALES, INC	353.08	CHK	
MAIN	26453	03/27/2018	BYERS TRUCK & TRAILER	96.00	CHK	

Bank Account	Check Number	Check Date	Payee	Amount	Type	Voided
MAIN	26454	03/27/2018	CANON SOLUTIONS AMERICA	24.73	CHK	
MAIN	26455	03/27/2018	CAROL SCOTT	6.47	CHK	
MAIN	26456	03/27/2018	CASA DON BONI	220.97	CHK	
MAIN	26457	03/27/2018	CASSAUNDR A LEOPARD	189.12	CHK	
MAIN	26458	03/27/2018	CENTERPOINT ENERGY ENTEX	135.12	CHK	
MAIN	26459	03/27/2018	CERTIFIED LABORATORIES	441.00	CHK	
MAIN	26460	03/27/2018	CHAPMAN AIR CONDITIONING AND H	1,345.00	CHK	
MAIN	26461	03/27/2018	CHRISTINA VARELA	300.00	CHK	
MAIN	26462	03/27/2018	CIARA B. TANNER	3,475.00	CHK	
MAIN	26463	03/27/2018	CINTAS CORPORATION NO. 2	66.13	CHK	
MAIN	26464	03/27/2018	CIRA	668.00	CHK	
MAIN	26465	03/27/2018	CITY OF CLEVELAND	470.26	CHK	
MAIN	26466	03/27/2018	CITY OF LIBERTY	7,009.41	CHK	
MAIN	26467	03/27/2018	CLAWSON'S COPY SHOPPE	176.90	CHK	
MAIN	26468	03/27/2018	CLEVELAND ASPHALT	5,964.52	CHK	
MAIN	26469	03/27/2018	CLEVELAND ISD	75.00	CHK	
MAIN	26470	03/27/2018	CLIFTON V. SMITH COURT REPORT	165.00	CHK	
MAIN	26471	03/27/2018	COASTAL WELDING SUPPLY	157.27	CHK	
MAIN	26472	03/27/2018	COBURN'S	1,597.88	CHK	
MAIN	26473	03/27/2018	CODY PARRISH-JP#3	300.00	CHK	
MAIN	26474	03/27/2018	COMCAST	112.05	CHK	
MAIN	26475	03/27/2018	CORRECTIONS SOFTWARE SOLUTIONS	450.00	CHK	
MAIN	26476	03/27/2018	CREATIVE PRODUCT SOURCING, INC	50.85	CHK	
MAIN	26477	03/27/2018	CRYSTAL MAGEE	900.00	CHK	
MAIN	26478	03/27/2018	DAN BRADLEY	1,100.85	CHK	
MAIN	26479	03/27/2018	DE DE TAYLOR	691.70	CHK	
MAIN	26480	03/27/2018	DE LAGE LANDEN FINANCIAL SVCS,	659.47	CHK	
MAIN	26481	03/27/2018	DIGITAL DOLPHIN SUPPLIES	365.00	CHK	
MAIN	26482	03/27/2018	DOLEN BAPTIST CHURCH	25.00	CHK	
MAIN	26483	03/27/2018	ELIZABETH E. COKER	1,550.00	CHK	
MAIN	26484	03/27/2018	ENTERGY	2,403.21	CHK	
MAIN	26485	03/27/2018	EUGENE HONG	450.00	CHK	
MAIN	26486	03/27/2018	EXPRESS LUBE OF LIBERTY	94.45	CHK	
MAIN	26487	03/27/2018	F M M S HOLDINGS OF TEXAS, LLC	13,650.00	CHK	
MAIN	26488	03/27/2018	F.A. RIPP'S TIRE CENTER	1,343.95	CHK	
MAIN	26489	03/27/2018	FARRAH F. HARPER	2,775.00	CHK	
MAIN	26490	03/27/2018	FASTENAL	158.94	CHK	
MAIN	26491	03/27/2018	FESTUS PLUMBING LLC	187.50	CHK	
MAIN	26492	03/27/2018	FRANK'S COLLISION REPAIR	2,586.55	CHK	
MAIN	26493	03/27/2018	FRONTIER COMMUNICATIONS	426.69	CHK	
MAIN	26494	03/27/2018	G & K SERVICES	913.98	CHK	
MAIN	26495	03/27/2018	GALLS, LLC	962.91	CHK	
MAIN	26496	03/27/2018	GATE'S SALES	144.34	CHK	
MAIN	26497	03/27/2018	GEORGE DELOACH, DO	544.73	CHK	
MAIN	26498	03/27/2018	GULF STATES MATERIAL, INC.	6,333.14	CHK	
MAIN	26499	03/27/2018	HALL,RADER & ASSOCIATES	160.00	CHK	
MAIN	26500	03/27/2018	HALLSIGNS	395.33	CHK	
MAIN	26501	03/27/2018	HAND SURGERY SPECIALISTS OF HO	64.06	CHK	
MAIN	26502	03/27/2018	HARDIN COUNTY JUVENILE PROBATI	1,050.00	CHK	
MAIN	26503	03/27/2018	HAROLD SEAY	174.00	CHK	
MAIN	26504	03/27/2018	HEALTH CENTER OF SOUTHEAST TEX	147.87	CHK	
MAIN	26505	03/27/2018	HEB CHECK SERVICE	146.77	CHK	

Bank Account	Check Number	Check Date	Payee	Amount	Type	Voided
MAIN	26506	03/27/2018	HENSCEY ELECTRIC & AIR COND.	355.00	CHK	
MAIN	26507	03/27/2018	HEWLETT PACKARD CORP.	404.00	CHK	
MAIN	26508	03/27/2018	HOUSTON CHRONICLE	257.32	CHK	
MAIN	26509	03/27/2018	HUGHES & LEISSNER	553.50	CHK	
MAIN	26510	03/27/2018	ISI COMMERCIAL REFRIGERATION	376.00	CHK	
MAIN	26511	03/27/2018	J. P. COOKE CO.	138.85	CHK	
MAIN	26512	03/27/2018	JAIME CARTER	450.00	CHK	
MAIN	26513	03/27/2018	JAMES M. GOTT	3,775.00	CHK	
MAIN	26514	03/27/2018	JAMES REAVES	40.00	CHK	
MAIN	26515	03/27/2018	JAX	126.75	CHK	
MAIN	26516	03/27/2018	JENNY MINTER	430.14	CHK	
MAIN	26517	03/27/2018	JJ CHEVRON #3	242.85	CHK	
MAIN	26518	03/27/2018	JOHN DEERE FINANCIAL	13,964.54	CHK	
MAIN	26519	03/27/2018	JOHN J. HEBERT DIST. INC.	9,279.90	CHK	
MAIN	26520	03/27/2018	JOHN TROUSDALE	17.00	CHK	
MAIN	26521	03/27/2018	JUDY COMPTON	387.50	CHK	
MAIN	26522	03/27/2018	KAYLA HERRINGTON	7,654.24	CHK	
MAIN	26523	03/27/2018	KEATON D. KIRKWOOD	600.00	CHK	
MAIN	26524	03/27/2018	KING RANCH EMERGENCY PHYS, PLL	79.62	CHK	
MAIN	26525	03/27/2018	KONICA MINOLTA BUSINESS SOLUTI	310.05	CHK	
MAIN	26526	03/27/2018	KUBOTA TRACTOR CORPORATION	361.51	CHK	05/01/2018
MAIN	26527	03/27/2018	LAWMAN'S UNIFORM & EQUIP., CO.	89.90	CHK	
MAIN	26528	03/27/2018	LIBERTY CO TAX OFC	41.00	CHK	
MAIN	26529	03/27/2018	LIBERTY COUNTY DISTRICT CLERK	2,120.00	CHK	
MAIN	26530	03/27/2018	LIBERTY FORGE	11,990.00	CHK	
MAIN	26531	03/27/2018	LIBERTY MATERIAL, INC.	2,037.12	CHK	
MAIN	26532	03/27/2018	LIBERTY MEDICAL SURGICAL CLINI	114.00	CHK	
MAIN	26533	03/27/2018	LIBERTY POLICE DEPARTMENT	150.00	CHK	
MAIN	26534	03/27/2018	LIBERTY/DAYTON HOSPITAL	638.73	CHK	04/02/2018
MAIN	26535	03/27/2018	LINELL O. BEALS	397.00	CHK	
MAIN	26536	03/27/2018	LISA O'BANNON	500.00	CHK	
MAIN	26537	03/27/2018	LJA ENGINEERING, INC.	2,594.00	CHK	
MAIN	26538	03/27/2018	LOGIX COMMUNICATIONS	899.21	CHK	
MAIN	26539	03/27/2018	LONE STAR PRODUCTS & EQUIPMENT	12,815.79	CHK	
MAIN	26540	03/27/2018	M & D DISTRIBUTORS	110.00	CHK	
MAIN	26541	03/27/2018	M & M AUTOMOTIVE	681.52	CHK	
MAIN	26542	03/27/2018	MARTIN MARIETTA MATERIALS	13,704.93	CHK	
MAIN	26543	03/27/2018	MCCOY'S	474.50	CHK	
MAIN	26544	03/27/2018	MDN ENTERPRISES	2,079.94	CHK	
MAIN	26545	03/27/2018	MICHELLE MANGUM-MERENDINO	2,300.00	CHK	
MAIN	26546	03/27/2018	MILAM DISCOUNT TIRE	1,667.00	CHK	
MAIN	26547	03/27/2018	MONARCH UTILITIES, INC.	177.69	CHK	
MAIN	26548	03/27/2018	MOSS HILL PENTECOSTAL CHURCH	150.00	CHK	
MAIN	26549	03/27/2018	MOTOROLA SOLUTIONS, INC.	1,955.00	CHK	
MAIN	26550	03/27/2018	MUSTANG CAT	81.23	CHK	
MAIN	26551	03/27/2018	NATIONAL TRAVEL SYSTEMS, LP	6,467.40	CHK	
MAIN	26552	03/27/2018	NEAL FUNERAL HOME	1,000.00	CHK	
MAIN	26553	03/27/2018	NELL SEWELL	27.09	CHK	
MAIN	26554	03/27/2018	NET DATA	1,214.00	CHK	
MAIN	26555	03/27/2018	O'REILLY AUTOMOTIVE STORES, IN	4,145.86	CHK	
MAIN	26556	03/27/2018	OFFICE DEPOT	2,205.06	CHK	
MAIN	26557	03/27/2018	PACE STANCIL FUNERAL HOME	1,301.00	CHK	

Bank Account	Check Number	Check Date	Payee	Amount	Type	Voided
MAIN	26558	03/27/2018	PACE-STANCIL FUNERAL HOME	676.00	CHK	
MAIN	26559	03/27/2018	PAUL LOWREY	216.50	CHK	
MAIN	26560	03/27/2018	PAULETTE WILLIAMS	676.81	CHK	
MAIN	26561	03/27/2018	PERFORMANCE TRUCK	958.15	CHK	
MAIN	26562	03/27/2018	PITNEY BOWES	705.00	CHK	
MAIN	26563	03/27/2018	POTETZ HOME CENTER	3,246.15	CHK	
MAIN	26564	03/27/2018	POTETZ HOME CENTER	337.18	CHK	
MAIN	26565	03/27/2018	PRODUCTION EQUIPMENT SUPPLY C	101.68	CHK	
MAIN	26566	03/27/2018	QUILL	4,314.87	CHK	
MAIN	26567	03/27/2018	RACHEL LEAL-HUDSON	500.00	CHK	
MAIN	26568	03/27/2018	RAKE SALES	4,295.00	CHK	
MAIN	26569	03/27/2018	RANDY'S DRIVESHAFT	554.89	CHK	
MAIN	26570	03/27/2018	RANDY'S SHOE & SADDLE REPAIR	91.96	CHK	
MAIN	26571	03/27/2018	READYREFRESH	91.87	CHK	
MAIN	26572	03/27/2018	REBA A. EICHELBERGER	4,125.00	CHK	
MAIN	26573	03/27/2018	REPUBLIC SERVICES, INC.	4,115.00	CHK	
MAIN	26574	03/27/2018	RICHARD WATSON	875.00	CHK	
MAIN	26575	03/27/2018	RICOH	247.66	CHK	
MAIN	26576	03/27/2018	ROAD RESCUE ASPHALT PATCH	1,364.00	CHK	
MAIN	26577	03/27/2018	ROGER CHRISCO	300.00	CHK	
MAIN	26578	03/27/2018	ROGUE WASTE	199.65	CHK	
MAIN	26579	03/27/2018	RONDA POLING	289.37	CHK	
MAIN	26580	03/27/2018	SACRED HEART CATHOLIC CHURCH	50.00	CHK	
MAIN	26581	03/27/2018	SARAH ELLIS IVERSON	2,325.00	CHK	
MAIN	26582	03/27/2018	SCOTT-MERRIMAN, INC.	384.00	CHK	
MAIN	26583	03/27/2018	SCRIPT CARE, LTD	362.41	CHK	
MAIN	26584	03/27/2018	SHECO	165.04	CHK	
MAIN	26585	03/27/2018	SHELBEIGH DRAKE	963.18	CHK	
MAIN	26586	03/27/2018	SHOPPA'S	1,293.61	CHK	
MAIN	26587	03/27/2018	SIERRA SPRINGS	103.43	CHK	
MAIN	26588	03/27/2018	SIMMONS BOTTOM ASSEMBLY OF GOD	75.00	CHK	
MAIN	26589	03/27/2018	SIRCHIE FINGER PRINT LABORATOR	173.18	CHK	
MAIN	26590	03/27/2018	SMART MATERIALS, INC.	96.00	CHK	
MAIN	26591	03/27/2018	SOUTHEAST TEXAS WATER	52.65	CHK	
MAIN	26592	03/27/2018	ST. LUKES PRESBYTERIAN CHURC	150.00	CHK	
MAIN	26593	03/27/2018	STAPLES BUSINESS ADVANTAGE	117.05	CHK	
MAIN	26594	03/27/2018	STENOGRAPH, LLC	629.00	CHK	
MAIN	26595	03/27/2018	STEPHANIE GROSS	111.00	CHK	
MAIN	26596	03/27/2018	STERLING FUNERAL HOME	400.00	CHK	
MAIN	26597	03/27/2018	SULLINS & JOHNSTON, ATTORNEYS	900.00	CHK	
MAIN	26598	03/27/2018	TAC	60.00	CHK	
MAIN	26599	03/27/2018	TEXAS A&M ENGINEERING EXT SVC	500.00	CHK	
MAIN	26600	03/27/2018	TEXAS CENTER FOR THE JUDICIARY	320.00	CHK	
MAIN	26601	03/27/2018	TEXAS CHILDREN'S HOSPITAL	210.00	CHK	
MAIN	26602	03/27/2018	TEXAS POLITICAL SUBDIVISIONS	46,067.00	CHK	
MAIN	26603	03/27/2018	THE POUNCIL LAW FIRM PLLC	975.00	CHK	
MAIN	26604	03/27/2018	TIMBERJACK, INC	248.86	CHK	
MAIN	26605	03/27/2018	TOM ABBATE	1,575.00	CHK	
MAIN	26606	03/27/2018	TRINITY GLASS & MIRROR CO.	184.37	CHK	
MAIN	26607	03/27/2018	TX. EMERGENCY MANAGEMENT CONF	200.00	CHK	
MAIN	26608	03/27/2018	U T M B	915.07	CHK	
MAIN	26609	03/27/2018	VERIZON WIRELESS	1,536.00	CHK	

Bank Account	Check Number	Check Date	Payee	Amount	Type	Voided
MAIN	26610	03/27/2018	VICTOR R. SCARANO, M.D., J.D.	1,800.00	CHK	
MAIN	26611	03/27/2018	VINDICATOR & PROGRESS	174.30	CHK	
MAIN	26612	03/27/2018	WALLER COUNTY ASPHALT	2,683.40	CHK	
MAIN	26613	03/27/2018	WASTE MANAGEMENT	26,695.80	CHK	
MAIN	26614	03/27/2018	WEST GROUP PAYMENT CENTER	4,305.53	CHK	
MAIN	26615	03/27/2018	WESTERN AUTO ASSOCIATE STORE	57.56	CHK	
MAIN	26616	03/27/2018	WESTSIDE GROCERY - TARIQ AMIN	15,100.00	CHK	
MAIN	26617	03/27/2018	WHITENER ENTERPRISES INC.	4,382.86	CHK	
MAIN	26618	03/27/2018	WHITENERS-DAYTON	549.91	CHK	
MAIN	26619	03/27/2018	XEROX CORPORATION	2,380.13	CHK	
MAIN	26620	03/29/2018	AFLAC	14,188.56	CHK	
MAIN	26621	03/29/2018	HARTFORD LIFE INSURANCE COMPAN	96.20	CHK	
MAIN	26622	03/29/2018	LEGALSHIELD	15.94	CHK	
MAIN	26623	03/29/2018	LIBERTY CO TEACHER CRED UNION	2,579.18	CHK	
MAIN	26624	03/29/2018	LIBERTY COUNTY BENEFITS & INSU	8,989.31	CHK	
MAIN	26625	03/29/2018	LIBERTY COUNTY INSURANCE & BEN	236,564.57	CHK	
MAIN	26626	03/29/2018	LIBERTY COUNTY PAYROLL	6,389.42	CHK	
MAIN	26627	03/29/2018	LIBERTY COUNTY PAYROLL	4,769.48	CHK	
MAIN	26628	03/29/2018	LIBERTY COUNTY PAYROLL	100.00	CHK	
MAIN	26629	03/29/2018	LIBERTY COUNTY PAYROLL CLEARIN	333,588.17	CHK	
MAIN	26630	03/29/2018	LIBERTY COUNTY PAYROLL CLEARIN	79,671.40	CHK	
MAIN	26631	03/29/2018	LIBERTY COUNTY PAYROLL CLEARIN	18,632.70	CHK	
MAIN	26632	03/29/2018	LIBERTY COUNTY PAYROLL CLEARIN	52,419.03	CHK	
MAIN	26633	03/29/2018	LIBERTY COUNTY PAYROLL CLEARIN	481,555.28	CHK	
MAIN	26634	03/29/2018	NATIONWIDE RETIREMENT SOLUTION	890.00	CHK	
MAIN	26635	03/29/2018	SOCIAL SECURITY ADMINISTRATION	153.86	CHK	
MAIN	26636	03/29/2018	THE HARTFORD	838.00	CHK	
MAIN	26637	03/29/2018	VALIC C/O JP MORGAN CHASE	721.00	CHK	

\* INDICATES A GAP IN CHECK # SEQUENCE

---

3 TOTAL VOIDED CHECKS	1,086.24
545 TOTAL CHECKS	3,593,684.68
0 TOTAL ELECTONIC PAYMENTS	0.00
0 TOTAL PAYROLL CHECKS	0.00
0 TOTAL ACH TRANSACTIONS	0.00
	-----
545 TOTAL ALL CHECKS	3,593,684.68